

Board of Harbor Commissioners

Crescent City Harbor District

December 17, 2025

Special Harbor Commission Meeting



Regular Meeting

Board of Harbor Commissioners of the Crescent City Harbor District

Chair Rick Shepherd, Vice Chair John Evans
Commissioner Gerhard Weber, Commissioner Dan Schmidt, Commissioner Annie Nehmer

AGENDA

Date: Wednesday, December 17, 2025

Time: Closed Session: 1:00 p.m.
Open Session: 2:00 p.m.

Place: 101 Citizens Dock, Crescent City, CA, and via Zoom Webinar,

VIRTUAL MEETING OPTIONS

TO WATCH (via online)

<https://us02web.zoom.us/j/6127377734>

TO LISTEN (via telephone)

Dial (669) 900-6833, please enter 612 737 7734# (meeting ID)
or, one tap mobile: +16699006833,,6127377734#



1. Preliminary Items

- a. Call to Order**
- b. Roll Call**
- c. Pledge of Allegiance**



1. Preliminary Items

d. General Public Comments

The general comment period is provided for subjects not included on the agenda but within the subject matter jurisdiction of the District. Each person is limited to a maximum of 3 minutes of speaking time. To maintain meeting decorum, Board members and staff should refrain from responding to statements or questions during this time, but may be available to follow-up with members of the public after the meeting.



2. Adjourn to closed session:

a. CONFERENCE WITH LEGAL COUNSEL -- ANTICIPATED LITIGATION

Initiation of litigation pursuant to paragraph (4) of subdivision (d) of Section 54956.9: three potential cases.

b. CONFERENCE WITH REAL PROPERTY NEGOTIATORS

Government Code section 54956.8; Property Address: 750 US Highway 101, Crescent City Harbor, CA 95531

District negotiators: Mike Rademaker (CEO/Harbormaster), Ryan Plotz (General Counsel), Mike Bahr (Financial Consultant), Sandy Moreno (Financial Consultant); Negotiating parties: Daniel Dahan, Sean E. McGraw, and Scott Lawhon; Under negotiation: Price and payment terms

c. CONFERENCE WITH REAL PROPERTY NEGOTIATORS

Government Code section 54956.8; Property Address: 159 Starfish Way, Crescent City, CA 95531

District negotiators: Mike Rademaker (CEO/Harbormaster), Ryan Plotz (General Counsel), Mike Bahr (Financial Consultant), Sandy Moreno (Financial Consultant); Negotiating parties: Daniel Dahan, Sean E. McGraw, and Scott Lawhon; Under negotiation: Price and payment terms



3. Reconvene in open session and disclose any reportable action taken during closed session.

Public Comment?



- 4. Consider and adopt Resolution No. 2025-13, authorizing the execution of Grant Agreement C25S0612 with the California Department of Boating and Waterways under the Surrendered and Abandoned Vessel Exchange (SAVE) Grant Program.**

Public Comment?

RESOLUTION NO. 2025-13

**A RESOLUTION OF THE BOARD OF HARBOR COMMISSIONERS OF THE
CRESCENT CITY HARBOR DISTRICT
AUTHORIZING THE EXECUTION OF GRANT AGREEMENT # C25S0612
WITH THE CALIFORNIA DEPARTMENT OF BOATING AND WATERWAYS
UNDER THE SURRENDERED AND ABANDONED VESSEL EXCHANGE
(SAVE) GRANT PROGRAM**

WHEREAS, the Crescent City Harbor District (“District”) is a California Independent Special District organized pursuant to the California Harbors and Navigation Code and governed by the Board of Harbor Commissioners (“Board”); and

WHEREAS, the California Department of Boating and Waterways (“DBW”) administers the Surrendered and Abandoned Vessel Exchange (“SAVE”) Grant Program to assist local agencies in the removal, disposal, and prevention of abandoned and surrendered vessels that pose navigational, environmental, and safety risks; and

WHEREAS, the District submitted an application to DBW for funding under the Fiscal Year 2025/2026 SAVE Grant Program; and

WHEREAS, DBW has notified the District that its application has been selected for funding under Grant Agreement Number C25S0612, in the total amount of Twelve Thousand Dollars (\$12,000.00); and

WHEREAS, the grant term shall commence on the date signed by DBW, and shall continue through September 30, 2027; and

WHEREAS, DBW requires, as a condition of grant execution, that the District provide a Resolution authorizing execution of the grant agreement and specifically identifying by name and title the individual authorized to sign on behalf of the District; and

WHEREAS, the Board finds that acceptance of the SAVE grant and execution of the associated grant agreement is in the best interests of the District and will assist in addressing surrendered and abandoned vessel issues within the harbor;

NOW, THEREFORE, BE IT RESOLVED by the Board of Harbor Commissioners of the Crescent City Harbor District as follows:

1. Approval of Grant Agreement.

The Board hereby approves the Surrendered and Abandoned Vessel Exchange (SAVE) Grant Agreement with the California Department of Boating and Waterways, Grant Agreement Number C25S0612, in the amount of \$12,000.00, for the grant term extending through September 30, 2027.

2. Authorization to Execute.

The Board hereby authorizes Michael Rademaker, CEO/Harbormaster of the Crescent City Harbor District, by name and title, to execute the SAVE Grant Agreement and any related or necessary documents required by the California Department of Boating and Waterways to implement the grant, subject to compliance with applicable law.

3. Administrative Authority.

The CEO/Harbormaster is further authorized to administer the grant on behalf of the District, including submitting required reports and documentation consistent with the terms of the grant agreement.

BE IT FURTHER RESOLVED that this resolution shall take effect immediately upon adoption.

PASSED AND ADOPTED by the Crescent City Harbor District Board of Harbor Commissioners at a special meeting held on the 17th day of December, 2025, by the following vote:

AYES: Commissioners _____

NOES: Commissioners _____

ABSENT: Commissioners _____

ABSTAINED: Commissioners _____

AFFIRMED:


Rick Shepherd, Chair of the Board

ATTESTED:

Justin Hanks, Clerk of the Board

SEAL OF THE DISTRICT AFFIXED and attested to by:

Commissioner Gerhard Weber, Secretary of the Board



5. Update on planning for potential Lighted Boat Holiday Festival, Chamber Mixer, and Crab Feed Festival.

Public Comment?



- 6. Preliminary review of Ordinance Code Fee Schedule and comparative market data. This item is for informational purposes only. The Board will not take final action.**

Public Comment?

ORDINANCE 52-2023 - EXHIBIT 1 - TABLE 13.200: CRESCENT CITY HARBOR DISTRICT FEE SCHEDULE

ITEM DESCRIPTION	RATE	RATE BROOKINGS	RATE EUREKA	SUGGESTED MODIFICATION
Storage				
Storage in Designated Spaces	\$200 per month (Harbormaster determines availability and any special rates)			NO CHANGE
Storage in North Yard (per item or pair, not to exceed 325 sq. ft.)	\$85 per month	.12/MNTH OTRIGGR POLE 20/MNTH	.30/SQFT PER MNTH \$50.00 MIN	.12/MNTH OTRIGGR POLE 20/MNTH
Failure to Vacate Storage Space When Required	\$350 per month			REMOVE
Vessel Dry Storage	\$3 per foot, monthly (34' and under) / \$3.25 for 35' and up, \$50 min			NO CHANGE
Trailer Inside of Storage Area	\$85 per month	10/DAY 10 DAY MAX 100/ MNTH		\$65.00
Concession Fees / Signage				
Special Event Fee Schedule A (open to public, requires no Harbor District staff)	\$120 per 4 hour event - Up to 1,000 square feet			NO CHANGE
Special Event Fee Schedule B (open to public, requires no Harbor District staff)	\$180 per 4 hour event - Up to 2,500 square feet.			NO CHANGE
Special Event Fee Schedule C (public or private, minimal Harbor District staff involvement, staff time billed at regular rates in addition to base \$500 \$600 fee)	\$600 per day; plus actual staff time & expenses, \$300 non-refundable deposit for staff time. Up to 5,000 square feet.			NO CHANGE
Special Event Fee Schedule C (public or private, Harbor District staff involvement billed at regular rates in addition to base \$1000 \$1,200 fee)	\$1,200 per day; plus actual staff time & expenses, \$600 non-refundable deposit for staff time. Up to 10,000 square feet.			NO CHANGE
Concession Fee for Food Carts - no electricity, no more than 100 square feet, contingent on Health Dept. inspection and approval	\$30 per day (4 hours)			NO CHANGE
Concession Fee for Self-Contained Food Trucks - no electricity, no more than 500 square feet, contingent on Health Dept. inspection and approval	\$30 per day (4 hours)			NO CHANGE
Concession Fee for Non-Food Sales on District Property - no electricity, no lease, three days or more, no more than 100 square feet	\$30 per day (4 hours)			NO CHANGE
Concession Fee for Food Sales on District Property - no electricity, no lease, three days or more, contingent on Health Dept. inspection and approval	\$30 per day (4 hours)			NO CHANGE
Concession Fee for Dockside Sales of Seafood	\$30/day (4 hours) / \$150/month / \$1,200 annual			NO CHANGE
Concession Fee for Wholesale Purchase of Seafood Products (without a hoist lease)	\$600 Clerical and Legal Processing Fee \$14,400 Annual fee, plus standard poundage fees			\$200 PER YEAR NO CHANGE NO CHANGE
Daily Permit Fees for Filming / Still Photography	\$480 per day filming / \$120 per day still photography			REMOVE
Commercial Displays or Demonstrations	To be negotiated by Harbormaster per event			NO CHANGE
Commercial Vehicle, Vessel or RV Displays	To be negotiated by Harbormaster per event			NO CHANGE
Wayfinding Signage (single entry marker)	\$120 Quarterly			NO CHANGE
Maintenance and Crew Services				
Personnel / Labor	\$180 per hour between 0700 and 1530 (1 hour minimum) \$300 per hour between 1530 and 0700 (1 hour minimum)	100.00/ HR 120.00/HR		100 PER PERSON, PER HR
Forklift	\$120 per hour (minimum 1/2 hour), includes operator	80.00/HR		NO CHANGE
Backhoe	\$180 per hour (minimum 1/2 hour), equipment only			INCLUDES OPERATOR
Mobile Crane	\$240 per hour (minimum 1/2 hour), equipment only			INCLUDES OPERATOR
Port Small Boat	\$150 per hour (minimum 1/2 hour), equipment only	159.00/HR		INCLUDES OPERATOR
Port Landing Craft	\$225 per hour (minimum 1/2 hour), equipment only			INCLUDES OPERATOR
Lay Days in Self-Help Area	\$2.00 per foot, daily (\$20 minimum per day)			NO CHANGE
Boat Stands at Harbor	\$12 per stand, monthly			NO CHANGE
Work Dock	\$40 per day plus moorage. Tenants allowed 3 free days per year.			NO CHANGE
Boat Pump Out by District Staff	\$200 per hour, includes two District Staff	132.00/HR		NO CHANGE
Boat Pump Rental to CCHD Tenants (not available to general public)	\$24 per day for electric / \$60 per day for gasoline / personnel cost is extra			NO CHANGE
Waste Oil/ Bilge Water Disposal	\$2.25 per gallon plus labor charge	TIME & MATERIALS		NO CHANGE
Oil Absorbing Pads	\$3.00 per pad	TIME & MATERIALS		NO CHANGE
Vessels and Marina				
Launch Fee	\$7 Daily / \$60 Monthly / \$180 Annual	7.00/DAY l) Annual Boat Launch Pass * Discounted Rates a) Jan - June, to remainder of year \$ 210.00 \$ *168.00 b) July - Sept, to remainder of year \$ 140.00 \$ *112.00 c) Oct - Dec, to remainder of year \$ 105.00 \$ *84.00		\$7 DAILY/ \$50 MONTHLY \$125/ANNUAL
Vessel Inspection and Documentation Fee (annually)	\$240			REMOVE
Live Aboard Fees	\$240 per month for up to 2 persons; \$120 per person thereafter.	95.00/1 PER/ 95.00 PER ADD		N
Charter Boat Fee (9 Passengers or less)	\$600 w/annual moorage contract (charter endorsement valid for 1 year) \$900 w/o annual moorage contract (charter endorsement valid for 1 year)	200.00 W/ ANN MOOR 300.00 W/ ANN MOOR		\$200.00W/ANN MOOR \$300.00 W/ ANN MOOR
Charter Boat Fee (10 Passengers or more)	\$1200 w/annual moorage contract (charter endorsement valid for 1 year) \$1800 w/o annual moorage contract (charter endorsement valid for 1 year)			
Anchorage Fee	\$15 per day			REMOVE
Boat Without Insurance	\$180			NO CHANGE
Electric Meter Administrative Fee	\$30 per month (waived if enrolled in auto-pay or pre-pay)			REMOVE/ REPLACE
Annual Parking Permit Commercial Fishing	\$90 per year (2 permits included with annual slip rent)			REMOVE

Annual Parking Permit	Recreational Fishing	\$120 per year (1 permit included with annual slip rent)				REMOVE
Showers		No charge (available to current marina tenants only)				NO CHANGE
Administrative/Office						
Copies		\$0.50 per page		25 PER PAGE		.25 PER PAGE
Electronic Media Copies of Public Documents		Actual cost of duplication				NO CHANGE
Meeting Agendas: Email, Fax or Pick-up		No charge				NO CHANGE
Meeting Agendas: First Class Mail		Must provide stamped, self-addressed envelopes				NO CHANGE
Sending and Receiving Faxes		\$1.00 per page				NO CHANGE
Clerical Processing Fee (General)		\$90 per hour		35		\$50.00 ?
Clerical & Legal Processing Fee (Revocations)		\$425				NO CHANGE
Clerical & Legal Processing Fee (Lease Modifications)		\$900				NO CHANGE
Paper Billing Fee		\$12 per mailed statement/invoice, \$10 for pick-up				\$1.50 PER MAILED STAT/ INV
CEQA Fee		\$500 deposit, subject to change depending on the extent of CEQA review				NO CHANGE
Late Fee		\$30 per month for each invoice		3%		NO CHANGE
Electronic Key Fob		\$42		20		\$5.53 PER FOB CCHD PD
Returned Check		\$30 for first returned check, \$60 for subsequent returned checks		50		BANK RATE+\$15.00 PROCESSING FEE
Ordinance Violations						
Parking Violation - Schedule A (standard unauthorized space)		\$35				NO CHANGE
Parking Violation - Schedule B (handicapped space, blocking fire hydrant)		\$250				NO CHANGE
Civil Infraction - Schedule A		\$100				NO CHANGE
Civil Infraction - Schedule B		\$250				NO CHANGE
Civil Infraction - Schedule C		\$500				NO CHANGE
Criminal Misdemeanor - Schedule A		\$500				NO CHANGE
Criminal Misdemeanor - Schedule B		\$1,000				NO CHANGE
Escalation Fee		30 Days Late: additional 50% fee, 60 Days Late: additional 100% fee				REMOVE
ADD NET/GEAR DISPOSAL FEE						
ADD CREDIT CARD PROCESSING FEE %						
ADD PORT TRUCK RENTAL?						
POUNDAGE CURRENT						
COONSTRIFE SHRIMP		2.75	ACTUAL 0.0275		0.005	
CRAB		2.2	ACTUAL 0.022	.06 PER PD		CRAB .12 PER PD
HAGFISH		0.44	ACTUAL 0.0044		0.005	ALL OTHER .10 PER PD
GROUND FISH (NEARSHORE)		1.375	ACTUAL 0.01375		0.005	
GROUND FISH (TRAWL)		0.44	ACTUAL 0.0044		0.005	
PACIFIC WHITING/HAKE		0.0275	ACTUAL 0.000275		0.005	
PINK SHRIMP		0.275	ACTUAL 0.000275		0.005	
SABLEFISH		1.65	ACTUAL 0.0165		0.005	
TUNA		3.3	ACTUAL 0.033		0.005	
ALL OTHER		0.99	ACTUAL 0.0099		0.005	
		0.55	ACTUAL 0.0055		0.005	

Look at item
 Better than CCHD /Also considering adding to CCHD
 Worse than CCHD
 Maybe at to CCHD

Fee Item	Crescent City	Fee Items not on CCHD	Brookings	Woodley Island
Storage				
Storage in Designated Spaces	\$200 per month			
Storage in North Yard (per item or pair, NTE 325 sq ft)	\$85 per month	per square foot, monthly	\$0.12/mth	\$0.30/sq ft/mo, \$50 minm
		per square foot, annual		\$0.27/sq ft/mo
		outrigger pole storage	\$20/month	
		Work Yard - Temporary		\$1.25/sq ft/day
Failure to Vacate Storage Space When Required	\$350 per month			
Vessel Dry Storage	\$3 per foot (34' and under) / \$3.25 for 35'+, \$50 min			
Trailer Inside of Storage Area	\$85 per month		\$10/day \$100/mth	
Concession Fees/Signage				
Special Event Fee Schedule A	\$120 per 4 hour event - Up to 1,000 sq. ft.			
Special Event Fee Schedule B	\$180 per 4 hour event - Up to 2,500 sq. ft.			
Special Event Fee Schedule C (minimal staff)	\$600 per day + staff time, \$300 deposit			
Special Event Fee Schedule C (Harbor staff involvement)	\$1,200 per day + staff time, \$600 deposit			
Concession Fee for Food Carts	\$30 per day (4 hours)			
Concession Fee for Food Trucks	\$30 per day (4 hours)			
Concession Fee for Non-Food Sales	\$30 per day (4 hours)			
Concession Fee for Food Sales	\$30 per day (4 hours)			
Concession Fee for Dockside Sales of Seafood	\$30/day or \$150/month or \$1,200 annual			
Concession Fee for Wholesale Purchase of Seafood	\$14,400 Annual fee + poundage fees			
Daily Permit Fees for Filming / Still Photography	\$480/day filming / \$120/day still			
Wayfinding Signage (single entry marker)	\$120 Quarterly			
		Boardwalk, per day	\$ 756.00	
		Boardwalk Extension/Grass Area, per day	\$ 360.00	
		Saturday market, per vendor, per day	\$ 20.00	
		Parking Lot, per square foot, per day	\$ 0.01	
		Stage, per day	\$ 100.00	
		Grass Lot area per day		\$ 250.00
Maintenance and Crew Services				

Personnel/Labor	\$180 per hour (0700–1530, 1 hr min)		\$100/hr	
Personnel/Labor	\$300 per hour (1530–0700, 1 hr min)		\$120/hr	
Forklift	\$120 per hour (1/2 hr min, includes operator)		\$80/hr	\$70/1st hr, \$40 after
Backhoe	\$180 per hour (1/2 hr min, equipment only)			
Mobile Crane	\$240 per hour (1/2 hr min, equipment only)			
Port Small Boat	\$150 per hour (1/2 hr min, equipment only)		\$159/hr	
Port Landing Craft	\$225 per hour (1/2 hr min, equipment only)			
Lay Days in Self-Help Area	\$2.00 per foot daily (\$20 min)			
Boat Stands at Harbor	\$12 per stand, monthly			
Work Dock	\$40 per day plus moorage (3 free days/year)			
Boat Pump Out by District Staff	\$200 per hour (2 staff included)	Bilge		\$20/pump less than 50 gals
		Sewage		Free
		Emergency Pump Out		\$ 100.00
Boat Pump Rental	\$24/day electric / \$60/day gasoline + personnel cost			
Waste Oil / Bilge Water Disposal	\$2.25 per gallon + labor		Time and materials	
Oil Absorbing Pads	\$3 per pad			
		Telehandler	\$159/hr	
		Port Truck	\$80/hr	
		Welding Machine	\$80/hr	
		Welding Plug	\$25/day	
		Boat/Trailer Storage - max 10 days	\$10/day	
		Boat/Trailer Storage - per month	\$100/mth	
		Gear Storage - per sq ft	\$0.12/mth	
		Clean up	Time and Materials	
		Disposal Fees		
		Waste oil	No charge	
		oil-water mix - per gallon	time and materials	
		Net/Gear Disposal - per pound	Time and Materials	
		Garbage - per pound	Time and Materials	
		Port Labor		
		All port labor including admin staff	\$100/hr	
		Overtime	\$120/hr	
		Emergency call-out	\$200/hr	
		Permit to Sell Fish From Boat	\$200/yr	\$ 100.00
		Abandoned/Derelict Vessel Disposal	cost plus 10%	

Vessels and Marina

Launch Fee	\$7 daily / \$60 monthly / \$180 annual	Line Replacement - per rope	Time and materials	
			\$7/daily discounted rate	
		annual pass- jan-june, to remainder of	\$ 210.00	\$168
		july-sept, to remainder of year	\$ 140.00	\$112
		oct-dec, to remainder of year	\$ 105.00	\$84
		discounts for local residents, senior over 65, veterans		
Vessel Inspection & Documentation Fee	\$240 annually			\$ 50.00 one time fee
Live Aboard Fees	\$240/mo up to 2 persons; \$120 per person thereafter		\$95 1st person/ \$95 each add	no charge
Charter Boat Fee (9 passengers or less)	\$600 w/annual moorage / \$900 w/o		\$200 w/annual moorage	
Charter Boat Fee (10 passengers or more)	\$1,200 w/annual / \$1,800 w/o		\$300 w/o annual moorage	
Anchorage Fee	\$15 per day			
Boat Without Insurance	\$180		N/A	\$ 100.00
Electric Meter Admin Fee	\$30/month (waived if auto-pay/pre-pay)			
Annual Parking Permit - Commercial Fishing	\$90/year (2 incl. w/slip rent)			
Annual Parking Permit - Recreational Fishing	\$120/year (1 incl. w/slip rent)			
Showers	No charge (tenants only)			\$0.50/6 mins
		Washer		\$2.50/load
		Dryer		\$0.25/7 mins
		Soap Dispenser		\$1.00/box
		Fish Sales Permit		\$ 100.00
		Electric Plug		
		Kayak - monthly		\$15/mo
		kayak - yearly		\$150/yr
		Parking Lot Space		
		Daily		\$ 2.25
		Monthly		\$ 30.00
		Annual		\$ 200.00
<u>Administrative/Office</u>				
Copies	\$0.50 per page	Copies of Record/B&W	\$0.25/page	
		Attorney Review	At cost	
Electronic Media Copies	Actual cost of duplication			
Meeting Agendas	No charge (email, fax, or pick-up)			
Sending/Receiving Faxes	\$1 per page			
Clerical Processing Fee (General)	\$90 per hour		\$ 35.00	

Clerical & Legal Processing Fee (Revocations)	\$425			
Clerical & Legal Processing Fee (Lease Mods)	\$900			
Paper Billing Fee	\$12 per mailed statement / \$10 for pick-up			
CEQA Fee	\$600 deposit (subject to change)			
Late Fee	\$30 per month per invoice		3%	
		Balance 5-50		\$ 10.00
		balance50.01-100		\$ 15.00
		Balance 100+		\$ 25.00
Electronic Key Fob	\$42		\$20 (restroom)	
Returned Check	\$30 first / \$60 subsequent		\$ 50.00	
		Research and Computer Time-written r	\$ 35.00	
		Administrative Fee	\$ 35.00	
		Notice Posting. Non-payment of lease/	\$ 35.00	
		Failure to Register. R/T unregistered bo	\$ 35.00	
		Late Fee - per month interest rate (past	3%	
		POV Mileage Reimbursement Rate	Per IRS	
		Impound Seizure Fee - Vessel	825	
		Car/Truck/Trailer/RV, plus tow fee	300	
		Background Check	30	
		Wait List Application	75	
		Transfer List	25	
		Security Camera Footage Review, per h	35	
		Bar Camera Sponsorship, per month	100	
		Wi-Fi Access		
		Events, per day	50	
		moorage holders, per month	10	
		moorage holders, annual	100	
		Merchant Fees, all debit/credit card tra	3%	
Ordinance Violations				
Parking Violation - Schedule A	\$35			
Parking Violation - Schedule B	\$250			
Civil Infraction - Schedule A	\$100			
Civil Infraction - Schedule B	\$250			
Civil Infraction - Schedule C	\$500			

Criminal Misdemeanor - Schedule A
Criminal Misdemeanor - Schedule B
Escalation Fee

\$500
\$1,000
30 days late +50%, 60 days late +100%

	<u>CCHD</u>	<u>Brookings</u>	<u>Woodley Island</u>
Commercial Retail			
Warehouse - Shop/Storage, per sq ft		\$ 0.63	
Commercial Docks, per sq ft		\$ 0.82	
Surfaced Concrete, per sq ft		\$ 0.66	
Surfaced Asphalt, per sq ft		\$ 0.39	
Retail Center, per sq ft		\$ 1.39	
Bare Ground, per sq ft		\$ 0.12	
Outdoor Deck, per sq ft		\$ 0.16	
Port Meeting Room Suite 202			
- Daily rate from 8am-8pm		\$ 55.00	\$50-1/2 day \$75 all day
Conference Room - weekend, after 5 or holiday			\$300

Insurance Certificate Limits

Leases/Tenants

General Liability, Each Occurrence

Damage to Rented Premises (each occurrence)

Medical Expenses (any one person)

Personal and Adverse Injury

General Aggregate

Products - Comp/Op Aggregate

Moorage & Transient Vessels

Commercial Vessels

Marine/Watercraft General Liability

must include wreckage removal and fuel spill liability

port must be listed as additional insured

Recreational Vessels

Marine/Watercraft General Liability

must include wreckage removal and fuel spill liability

port must be listed as additional insured

Charter/Guide Vessels

Marine/Watercraft General Liability

must include wreckage removal and fuel spill liability

port must be listed as additional insured

CCHD

Brookings

	\$ 2,000,000.00
	\$ 3,000,000.00
	\$ 5,000.00
	\$ 2,000,000.00
	\$ 2,000,000.00
	\$ 2,000,000.00
	\$ 500,000.00
	\$ 500,000.00
	\$ 500,000.00

Crescent City

Landing Fees	Example	
	Per Pound	1,0000 lbs
Coonstripe Shrimp	\$ 0.0275	\$ 27.50
Crab	\$ 0.0220	\$ 22.00
Hagfish	\$ 0.0044	\$ 4.40
Groundfish (Nearshore)	\$ 0.0138	\$ 13.75
Groundfish (Trawl)	\$ 0.0044	\$ 4.40
Pacific Whiting/Hake	\$ 0.0003	\$ 0.28
Pink Shrimp	\$ 0.0028	\$ 2.75
Sablefish	\$ 0.0165	\$ 16.50
Salmon	\$ 0.0330	\$ 33.00
Tuna	\$ 0.0010	\$ 0.99
All other	\$ 0.0055	\$ 5.50

Brookings

Public Dock Hoist/Landing Fees

Equipment/Materials Loading/offloading/hour	Max 600lb	\$	40.00
Fish/Crustaceans	Max 600 lb	\$	0.06

Landing Fees

Per pound

Crab	\$	0.010
Fish, Shrimp and other species	\$	0.005

Example

1,000

\$ 10.00

\$ 5.00

Crescent City

Commercial

	If charged by	75.6	42.4	25.8	11.4	0.7	
Dock	Slip Length	Annual	Semi-Annual	Quarterly	Monthly	Weekly	Daily
A	70'	\$ 5,292.00	\$ 2,974.00	\$ 1,806.00	\$ 798.00		\$ 53.00
B	60'	\$ 4,536.00	\$ 2,549.00	\$ 1,548.00	\$ 684.00		\$ 46.00
C	50'	\$ 3,780.00	\$ 2,124.00	\$ 1,290.00	\$ 570.00		\$ 38.00
D/E	40'	\$ 3,024.00	\$ 1,699.00	\$ 1,032.00	\$ 458.00		\$ 30.00
F/G	30'	\$ 2,268.00	\$ 1,274.00	\$ 774.00	\$ 342.00		\$ 30.00
		\$ 47.30					
Recreational		annual		monthly		weekly	daily
	< 20'	\$ 947.00		\$ 285.00		\$ 114.00	\$ 19.00
	21'-25'	\$ 1,183.00		\$ 285.00		\$ 114.00	\$ 19.00
	26'-30'	\$ 1,500.00		\$ 285.00		\$ 114.00	\$ 19.00

RV Park Rates

January - April

Daily	pull thru	\$ 50.00
	back in	\$ 40.00

May - September

Daily	pull thru	\$ 70.00
	back in	\$ 60.00

May-September Nightly Holiday May 23-26, July 3-6, August 29-31

Daily		\$ 80.00
-------	--	----------

October - December

Daily	pull thru	\$ 65.00
	back in	\$ 55.00

Transaction Fee		2.50%
-----------------	--	-------

Brookings						
Power & Water	Commercial - Annual	Annual	Semi-Annual	Month	Weekly	Daily
Charged by Foot	\$ 51.87	\$ 58.26	\$ 33.19	\$ 14.61	\$ 4.87	\$ 0.83
Price Comparison						
70	\$ 3,630.90	\$ 4,078.20	\$ 2,323.30	\$ 1,022.70	\$ 340.90	\$ 58.10
60	\$ 3,112.20	\$ 3,495.60	\$ 1,991.40	\$ 876.60	\$ 292.20	\$ 49.80
50	\$ 2,593.50	\$ 2,913.00	\$ 1,659.50	\$ 730.50	\$ 243.50	\$ 41.50
40	\$ 2,074.80	\$ 2,330.40	\$ 1,327.60	\$ 584.40	\$ 194.80	\$ 33.20
30	\$ 1,556.10	\$ 1,747.80	\$ 995.70	\$ 438.30	\$ 146.10	\$ 24.90
20	\$ 1,037.40	\$ 1,165.20	\$ 663.80	\$ 292.20	\$ 97.40	\$ 16.60
25	\$ 1,296.75	\$ 1,456.50	\$ 829.75	\$ 365.25	\$ 121.75	\$ 20.75
30	\$ 1,556.10	\$ 1,747.80	\$ 995.70	\$ 438.30	\$ 146.10	\$ 24.90
No Power		\$ 56.42	\$ 32.14	\$ 14.16	\$ 4.72	\$ 0.80

RV Park		
Peak season - April 1 - October 31		
Daily	pull thru full hook up	\$ 60.00
	back in full hook up	\$ 52.00
	partial hook-up	\$ 43.00
	Dry camping	\$ 39.00
Weekly	pull thru full hook up	\$ 360.00
	back in full hook up	\$ 312.00
	partial hook-up	\$ 258.00
	Dry camping	\$ 234.00
Off season - November 1 - March 31		
Daily	pull thru full hook up	\$ 51.00
	back in full hook up	\$ 44.00
	partial hook-up	\$ 38.00
	Dry camping	\$ 34.00
Weekly	pull thru full hook up	\$ 306.00
	back in full hook up	\$ 264.00
	partial hook-up	\$ 228.00
	Dry camping	\$ 204.00
July 4th - 3 night minimum		
Daily	pull thru full hook up	\$ 109.00
	back in full hook up	\$ 97.00
	partial hook-up	\$ 63.00
	Dry camping	\$ 55.00
Other Holidays Labor Day, Memorial Day 3 night min. other holiday 2 night min		
Daily	pull thru full hook up	\$ 64.00
	back in full hook up	\$ 55.00
	partial hook-up	\$ 44.00
	Dry camping	\$ 41.00

Non-refundable transaction fee	\$	10.00
Early check in/late out	\$	10.00
Firewood, per bundle	\$	7.00
Extra Vehicle, per day	\$	7.00
Trailer Storage (boat, car, atv) per day	\$	10.00

also add 30 day stay?

Woodley Island Marina - Eureka

Transient		Monthly	Weekly	Daily	Permanent		Annual	Monthly		
Charged by	\$	13.68	\$	4.56	1	Charged by Foot	\$	85	\$	7.60
Price Comparison					Price Comparison					
70	\$	957.60	\$	319.20	62	70	\$	5,964.00	\$	532.00
60	\$	820.80	\$	273.60	53	60	\$	5,112.00	\$	456.00
50	\$	684.00	\$	228.00	44	50	\$	4,260.00	\$	380.00
40	\$	547.20	\$	182.40	35	40	\$	3,408.00	\$	304.00
30	\$	410.40	\$	136.80	26	30	\$	2,556.00	\$	228.00
20	\$	273.60	\$	91.20	18	20	\$	1,704.00	\$	152.00
25	\$	342.00	\$	114.00	22	25	\$	2,130.00	\$	190.00
30	\$	410.40	\$	136.80	26	30	\$	2,556.00	\$	228.00

ORDINANCE 52-2023 - EXHIBIT 1 - TABLE 13.200: CRESCENT CITY HARBOR DISTRICT FEE SCHEDULE


ITEM DESCRIPTION	RATE
Storage	
Storage in Designated Spaces	\$200 per month (Harbormaster determines availability and any special rates)
Storage in North Yard (per item or pair, not to exceed 325 sq. ft.)	\$85 per month
Failure to Vacate Storage Space When Required	\$350 per month
Vessel Dry Storage	\$3 per foot, monthly (34' and under) / \$3.25 for 35' and up, \$50 min
Trailer Inside of Storage Area	\$85 per month
Concession Fees / Signage	
Special Event Fee Schedule A (open to public, requires no Harbor District staff)	\$120 per 4 hour event - Up to 1,000 square feet
Special Event Fee Schedule B (open to public, requires no Harbor District staff)	\$180 per 4 hour event - Up to 2,500 square feet.
Special Event Fee Schedule C (public or private, minimal Harbor District staff involvement, staff time billed at regular rates in addition to base \$500 \$600 fee)	\$600 per day; plus actual staff time & expenses, \$300 non-refundable deposit for staff time. Up to 5,000 square feet.
Special Event Fee Schedule C (public or private, Harbor District staff involvement billed at regular rates in addition to base \$1000 \$1,200 fee)	\$1,200 per day; plus actual staff time & expenses, \$600 non-refundable deposit for staff time. Up to 10,000 square feet.
Concession Fee for Food Carts – no electricity, no more than 100 square feet, contingent on Health Dept. inspection and approval	\$30 per day (4 hours)
Concession Fee for Self-Contained Food Trucks – no electricity, no more than 500 square feet, contingent on Health Dept. inspection and approval	\$30 per day (4 hours)
Concession Fee for Non-Food Sales on District Property - no electricity, no lease, three days or more, no more than 100 square feet	\$30 per day (4 hours)
Concession Fee for Food Sales on District Property - no electricity, no lease, three days or more, contingent on Health Dept. inspection and approval	\$30 per day (4 hours)
Concession Fee for Dockside Sales of Seafood	\$30/day (4 hours) / \$150/month / \$1,200 annual
Concession Fee for Wholesale Purchase of Seafood Products (without a hoist lease)	\$600 Clerical and Legal Processing Fee \$14,400 Annual fee, plus standard poundage fees
Daily Permit Fees for Filming / Still Photography	\$480 per day filming / \$120 per day still photography
Commercial Displays or Demonstrations	To be negotiated by Harbormaster per event
Commercial Vehicle, Vessel or RV Displays	To be negotiated by Harbormaster per event
Wayfinding Signage (single entry marker)	\$120 Quarterly
Maintenance and Crew Services	
Personnel / Labor	\$180 per hour between 0700 and 1530 (1 hour minimum) \$300 per hour between 1530 and 0700 (1 hour minimum)
Forklift	\$120 per hour (minimum 1/2 hour), includes operator
Backhoe	\$180 per hour (minimum 1/2 hour), equipment only
Mobile Crane	\$240 per hour (minimum 1/2 hour), equipment only
Port Small Boat	\$150 per hour (minimum 1/2 hour), equipment only
Port Landing Craft	\$225 per hour (minimum 1/2 hour), equipment only
Lay Days in Self-Help Area	\$2.00 per foot, daily (\$20 minimum per day)
Boat Stands at Harbor	\$12 per stand, monthly
Work Dock	\$40 per day plus moorage. Tenants allowed 3 free days per year.

Boat Pump Out by District Staff	\$200 per hour, includes two District Staff
Boat Pump Rental to CCHD Tenants (not available to general public)	\$24 per day for electric / \$60 per day for gasoline / personnel cost is extra
Waste Oil/ Bilge Water Disposal	\$2.25 per gallon plus labor charge
Oil Absorbing Pads	\$3.00 per pad

Vessels and Marina	
Launch Fee	\$7 Daily / \$60 Monthly /\$180 Annual
Vessel Inspection and Documentation Fee (annually)	\$240
Live Aboard Fees	\$240 per month for up to 2 persons; \$120 per person thereafter.
Charter Boat Fee (9 Passengers or less)	\$600 w/annual moorage contract (charter endorsement valid for 1 year) \$900 w/o annual moorage contract (charter endorsement valid for 1 year)
Charter Boat Fee (10 Passengers or more)	\$1200 w/annual moorage contract (charter endorsement valid for 1 year) \$1800 w/o annual moorage contract (charter endorsement valid for 1 year)
Anchorage Fee	\$15 per day
Boat Without Insurance	\$180
Electric Meter Administrative Fee	\$30 per month (waived if enrolled in auto-pay or pre-pay)
Annual Parking Permit - Commercial Fishing	\$90 per year (2 permits included with annual slip rent)
Annual Parking Permit - Recreational Fishing	\$120 per year (1 permit included with annual slip rent)
Showers	No charge (available to current marina tenants only)

Administrative/Office	
Copies	\$0.50 per page
Electronic Media Copies of Public Documents	Actual cost of duplication
Meeting Agendas: Email, Fax or Pick-up	No charge
Meeting Agendas: First Class Mail	Must provide stamped, self-addressed envelopes
Sending and Receiving Faxes	\$1.00 per page
Clerical Processing Fee (General)	\$90 per hour
Clerical & Legal Processing Fee (Revocations)	\$425
Clerical & Legal Processing Fee (Lease Modifications)	\$900
Paper Billing Fee	\$12 per mailed statement/invoice, \$10 for pick-up
CEQA Fee	\$600 deposit, subject to change depending on the extent of CEQA review
Late Fee	\$30 per month for each invoice
Electronic Key Fob	\$42
Returned Check	\$30 for first returned check, \$60 for subsequent returned checks

Ordinance Violations	
Parking Violation - Schedule A (standard unauthorized space)	\$35
Parking Violation - Schedule B (handicapped space, blocking fire hydrant, etc.)	\$250
Civil Infraction - Schedule A	\$100
Civil Infraction - Schedule B	\$250
Civil Infraction - Schedule C	\$500
Criminal Misdemeanor - Schedule A	\$500
Criminal Misdemeanor - Schedule B	\$1,000
Escalation Fee	30 Days Late: additional 50% fee, 60 Days Late: additional 100% fee



Poundage

Landings (by species)	Poundage Fee (cents per pound)
Coonstripe Shrimp	2.7500
Crab	2.2000
Hagfish	0.4400
Groundfish (Nearshore)	1.3750
Groundfish (Trawl)	0.4400
Pacific Whiting / Hake	0.0275
Pink Shrimp	0.2750
Sablefish	1.6500
Salmon	3.3000
Tuna	0.9900
[All Other]	0.5500

**PORT OF BROOKINGS HARBOR
APPROVED RATES
JULY 1, 2024 to JUNE 30, 2025**

TABLE OF CONTENTS

SECTION 1	SERVICE RATES	PAGE 2
SECTION 2	BOAT YARD	PAGE 3
SECTION 3	MOORAGE	PAGE 4
SECTION 4	FUEL	PAGE 5
SECTION 5	RV PARK	PAGE 6
SECTION 6	COMMERCIAL RETAIL	PAGE 7
SECTION 7	ADMINISTRATIVE FEES	PAGE 8
SECTION 8	INSURANCE CERTIFICATE LIMITS	PAGE 9
SECTION 9	PUBLIC DOCK HOIST / LANDING FEES	PAGE 10

PORT OF BROOKINGS HARBOR

APPROVED RATES

JULY 1, 2024 to JUNE 30, 2025

Section 1. Service Rates

Rates apply to all Port of Brookings Harbor locations unless otherwise noted. Rates become effective July 1, 2023. Port owned equipment to be operated by port personnel. 30-minute minimum on all hourly rates. All port equipment rates include operator.

	FY 2024-25 Rate
A. <u>Forklift, 5 ton capacity</u>	
per hour	\$ 77.00
B. <u>12 K Telehandler</u>	
per hour	\$ 154.00
C. <u>Port Truck</u>	
per hour	\$ 77.00
D. <u>Port Boat</u>	
per hour	\$ 154.00
E. <u>Boat Pump Out</u>	
per hour	\$ 128.00
F. <u>Welding Machine</u>	
per hour	\$ 77.00
G. <u>Welding Plug</u>	
per day	\$ 22.00
H. <u>Boat / Trailer Storage</u>	
Fenced Area	
per day, maximum 10-days	\$ 10.00
per month	\$ 100.00
I. <u>Gear Storage</u>	
per SF per month	\$ 0.11
J. <u>Clean-Up</u>	
Fees will be charged for each man-hour at established rates	
Equipment charges are extra	Time and Materials
K. <u>Disposal Fees</u>	
1) Waste Oil	No Charge
2) Oil-Water Mix per gallon	Time and Materials
3) Net / Gear Disposal	
per pound	Time and Materials
4) Garbage, per pound	Time and Materials
L. <u>Port Labor</u>	
1) All Port Labor including administration staff	
per hour	\$ 100.00
2) Overtime, any service required outside established working hours	
per hour	\$ 120.00
3) Emergency call-out	
Any services requiring a port employee NOT currently on duty to report to duty after hours will be charged twice the normal rate	
per hour, minimum 1 hour	\$ 200.00
M. <u>Permit to Sell Fish from Boat, per year</u>	\$ 10.00
N. <u>Outside Crane Use on Port Property</u>	
Crane certification per OR/OSHA and Insurance required per Section 9A (Port approval prior to work)	

PORT OF BROOKINGS HARBOR
APPROVED RATES
JULY 1, 2024 to JUNE 30, 2025

Section 2. Boat Yard

A routine maintenance haul-out or launch is not an emergency. An emergency situation exists only when a vessel is distressed to the degree that it is taking on water at a rate that will cause damage that can be prevented by removing the vessel from the water. All routine vessel maintenance must be scheduled through Port Office.

Haul-out includes one hour of in strap for boat wash. 1-hour minimum on hourly rates.

No long term storage rates for boats in the boat yard.

	FY 2024-25 Rate
Boat Travel Lift 50 MT Capacity - Includes 1-Hour Boat Wash	
A. Two Moves	\$ 670.00
B. Single Move	\$ 447.00
C. After Hours Move Surcharge	\$ 279.00
D. Boat Wash Additional Hour	\$ 78.00
E. Remain in Straps After 1-Hour with Port Approval, Per Hour	\$ 223.00
F. Trailers Lifts (Placing On or Removing), Plus Hourly Port Labor Rates May Apply	\$ 447.00
G. Yard Days	
Vessel per foot per day	\$ 1.50
Monthly Rate	\$ 0.75
Yard days include: tarps/visqueen, blocks, stands, power, water & trash	
H. Environmental Service Charge	10% of Total Invoice
Service charge includes stormwater pollution controls and testing.	
I. Outrigger Pole Storage	
Monthly Rate	\$ 20.00
J. Cleanup Charge	per hour at Port Labor & Material Rate(s)
Failure to cleanup laydown area	

PORT OF BROOKINGS HARBOR

APPROVED RATES

JULY 1, 2024 to JUNE 30, 2025

Section 3a. Sport Moorage Rate includes Voyage Trash, Power & Water

Per linear foot. All charges for greater length between dock and boat. *See appendix for calculated rates based on length. Abuse of utilities will be charged according.

<u>A. Moorage Rate includes Power & Water, per linear foot</u>	FY 2024-25 Rate
1) Daily	\$ 0.80
2) Weekly	\$ 4.73
3) Calendar Month	\$ 14.20
4) Semi-Annual	\$ 32.25
5) Annual	\$ 56.62
6) Live-aboard. Monthly rate by agreement only.	
a) First person	\$ 92.00
b) Each additional	\$ 92.00
B. Charter Boats	
Charter License, <i>annual rate per vessel</i>	
per boat with Annual Moorage Agreement (includes Launch Fee)	\$ 200.00
per boat without Moorage Agreement (includes Launch Fee)	\$ 300.00
C. Dock Box - No New Dock Boxes	
.....	
D. Line Replacement, Hourly labor rate, half hour minimum	
per cost of rope, plus Port Labor	Time and Materials
E. Launch Fee	
1) Daily	\$ 5.00
F. Boat Launch Pass	
1) Annual Boat Launch Pass	Discounted Rates
a) Jan - June, to remainder of year \$ 150.00	\$ 120.00
b) July - Sept, to remainder of year \$ 100.00	\$ 80.00
c) Oct - Dec, to remainder of year \$ 75.00	\$ 60.00

Discount for local residents, senior citizens (65 & over) & veterans - active, retired or disabled

Section 3b. Sport Moorage with Voyage Trash and Water Only (No Power)

Per linear foot. All charges for greater length between dock and boat. *See appendix for calculated rates based on length. Abuse of utilities will be charged according.

A. Moorage, per linear foot	
1) Daily	\$ 0.77
2) Weekly	\$ 4.59
3) Calendar Month	\$ 13.76
4) Semi-Annual	\$ 31.23
5) Annual	\$ 54.83

Section 3c. Commercial and Charter Rates (includes voyage trash, power and water where available)

Per linear foot. All charges for greater length between dock and boat. *See appendix for calculated rates based on length. Abuse of utilities usage will be charged according.

A. Moorage, per linear foot	
1) Daily	\$ 0.80
2) Weekly	\$ 4.73
3) Calendar Month	\$ 14.20
4) Semi-Annual	\$ 32.25
5) Annual	\$ 47.59

**PORT OF BROOKINGS HARBOR
APPROVED RATES
JULY 1, 2024 to JUNE 30, 2025**

Section 4. Fuel

Fuel pricing will be adjusted per purchase price. No discounts for credit card or charge purchases. Schedule below is mark-up above fuel purchase price.

	FY 2024-25 Rate
A. <u>Diesel, ULSD #2 Marine Blend</u>	
1) Fuel Rate, plus per gallon	\$ 0.39
B. <u>92 Pre Non Ethanol Gasoline</u>	
1) Fuel Rate, plus per gallon	\$ 1.26
C. <u>Fueling Over the Dock</u>	
per gallon	\$ 0.10
.....	

PORT OF BROOKINGS HARBOR

APPROVED RATES

JULY 1, 2024 to JUNE 30, 2025

Section 5. RV Park

Reservations can be made online, by phone or in person. (Base Rate, State and County Lodging Tax not Included)

A. Peak Season (Summer), April 1 - October 31

	FY 2024-25 Rate
1) Daily	
• Pull thru full hook-up	\$ 58.00
• Back in full hook-up	\$ 50.00
• Partial hook-up	\$ 41.00
• Dry Camping	\$ 37.00
2) Weekly	
• Pull thru full hook-up	\$ 347.00
• Back in full hook-up	\$ 302.00
• Partial hook-up	\$ 246.00
• Dry Camping	\$ 221.00

B. Off Season (Winter), November 1 - March 31

1) Daily	
• Pull thru full hook-up	\$ 49.00
• Back in full hook-up	\$ 42.00
• Partial hook-up	\$ 36.00
• Dry Camping	\$ 32.00
2) Weekly	
• Pull thru full hook-up	\$ 296.00
• Back in full hook-up	\$ 252.00
• Partial hook-up	\$ 214.00
• Dry Camping	\$ 189.00

C. July 4th Holiday, 3 night minimum

1) Daily	
• Pull thru full hook-up	\$ 107.00
• Back in full hook-up	\$ 95.00
• Partial hook-up	\$ 61.00
• Dry Camping	\$ 53.00

D. Other Holidays, (Labor and Memorial Days 3 night stay min. other holiday are 2 night min.)

1) Daily	
• Pull thru full hook-up	\$ 62.00
• Back in full hook-up	\$ 53.00
• Partial hook-up	\$ 42.00
• Dry Camping	\$ 39.00

E. Laundry Machines - Currently not available

per load	When Available	\$ 2.00
----------------	----------------	---------

F. Non-refundable Transaction Fee	\$ 10.00
---	----------

**PORT OF BROOKINGS HARBOR
APPROVED RATES
JULY 1, 2024 to JUNE 30, 2025**

Section 6. Commercial Retail

<u>A. Warehouse - Shop/Storage</u>	FY 2024-25 Rate
per square foot	\$ 0.61
<u>B. Commercial Docks</u>	
per square foot	\$ 0.80
<u>C. Surfaced Concrete</u>	
per square foot	\$ 0.64
<u>D. Surfaced Asphalt</u>	
per square foot	\$ 0.38
<u>E. Retail Center</u>	
per square foot	\$ 1.35
<u>F. Bare Ground</u>	
per square foot	\$ 0.11
<u>G. Port Meeting Room Suite 202</u>	
Flat daily rate from 8am to 8pm	\$ 55.00

PORT OF BROOKINGS HARBOR
APPROVED RATES
JULY 1, 2024 to JUNE 30, 2025

Section 7. Administration Fees

Staff may require payment or deposit in advance of service. (ORS 192.440(4)(a))

<u>A. Public Records Request Fee Schedule</u>	FY 2024-25 Rate
1) Copies of Records, Black & White, 8X11, per page	\$ 0.25
5) Attorney Review	at cost
<u>B. Research and Computer Time</u>	
Written request required. Hourly rate, half-hour minimum, under 15 min not charge	\$ 35.00
<u>C. Administrative Fees</u>	\$ 35.00
<u>G. Notice Posting.</u> For non-payment of lease or moorage	\$ 50.00
<u>H. Failure to Register.</u> For research related to unregistered boats	\$ 25.00
<u>I. Returned Check Fee</u>	\$ 50.00
<u>J. Per Annum Interest Rate.</u> Applied to past due accounts	19%
<u>K. POV Mileage Reimbursement Rate (IRS)</u>	Current
<u>L. Impound Seizure Fee.</u> Vessel impounding	\$ 800.00
<u>M. Events on Port Property</u>	
1) Boardwalk, per day	\$ 735.00
2) Saturday Market, per vendor, per day	\$ 15.00
3) Parking Lot, per square foot, per day	\$ 0.01
<u>N. Impound Seizure Fee.</u> Car / Truck / Trailer/ <u>RV, plus tow fee</u>	\$ 275.00
<u>O. Background Check</u>	\$ 30.00
<u>Q. Waiting List Application</u>	\$ 75.00
1) Annual Renewal	\$ 25.00
<u>R. Transfer List</u>	\$ 25.00
<u>S. Security Camera Footage Review.</u> per hour	\$ 35.00

**PORT OF BROOKINGS HARBOR
APPROVED RATES
JULY 1, 2024 to JUNE 30, 2025**

Section 8. Insurance Certificate Limits

Effective July 1, 2021. Additional coverages may be required based upon business type and Port's discretion. *A certificate naming the Port as an additional insured is also required.*

<u>A. Leases / Tenants</u>	FY 2024-25 Rate
1) General Liability, Each Occurrence	\$ 2,000,000.00
2) Damage to Rented Premises (each occurrence)	\$ 300,000.00
3) Medical Expenses (any one person)	\$ 5,000.00
4) Personal and Adverse Injury	\$ 2,000,000.00
5) General Aggregate	\$ 2,000,000.00
6) Products - Comp/Op Aggregate	\$ 2,000,000.00
<u>B. Moorage & Transient Vessels - Marine-Watercraft with Wreck Removal Policy and Port additional insured</u>	
1) Commercial Vessels	
a. Marine/Watercraft General Liability*	\$ 500,000.00
*Coverage to include wreckage removal and fuel spill liability	
2) Recreational Vessels	
a. Marine/Watercraft General Liability*	\$ 500,000.00
*Coverage to include wreckage removal and fuel spill liability	
3) Charter / Guide Vessels	
a. Marine/Watercraft General Liability*	\$ 500,000.00
*Coverage to include wreckage removal and fuel spill liability	

**PORT OF BROOKINGS HARBOR
APPROVED RATES
JULY 1, 2024 to JUNE 30, 2025**

Section 9. Public Dock Hoist / Landing Fees

Public Dock Hoist Use Agreement & Release must be completed prior to use. Rates include dock and hoist only. No other equipment, scales or personnel are included in the rates.

	FY 2024-25 Rate
A. <u>Equipment / Materials Loading or Offloading (600-Pound Maximum Capacity)</u>	
per hour	\$ 39.00
B. <u>Fish / Crustaceans (600-Pound Maximum Capacity)</u>	
per pound	\$ 0.06
C. <u>Landing Fees</u>	
Associated with all leased Port Dock Hoists for repairs, future needs and upgrades.	
Crab per pound	\$ 0.01
Fish, Shrimp and other species per pound	\$ 0.005

Humboldt Bay Harbor District Woodley Island Marina Fee Schedule

SERVICE OR CHARGE	FEE OR RATE
Effective 07-01-2024	
Transient Slip Rates	
Daily	\$0.88 per foot/ per day
Weekly (7 days)	\$4.56 per foot/ per week
Monthly	\$13.68 per foot/ per month
Permanent Tenant Rates	
Monthly	\$5.14 per foot/ per month
Yearly - Must be paid one year in advance	\$4.64 per ft/ per mo/per yr
Dredging Surcharge	\$1.84 per foot/ per month
Float Replacement	\$0.62 per foot/ per month
Permanent Tenant Total Monthly Rate	\$7.60 per foot/ per month
Permanent Tenant Total Yearly Rate	\$7.10 per ft/ per mo/ per yr
Must be paid one year in advance	
Fish Sales Permit	\$100 annually
Boat Insurance	
Boat insurance is required by the harbor.	
Effective 10-01-2022, if you do not have proof of insurance a monthly penalty will be added to your account until policy is received.	\$100/month
Liveaboard	
Inspection (30 day inspection period)	\$50 non-refundable one time charge
Live aboard Rate - 2 persons	No Charge in addition to slip rent
Each additional liveaboard person	No Charge
Restroom Key Deposit	\$20 each
Electrical Plug Deposit	\$100 each
Forklift Fee	Billed monthly: \$70 for first usage;
Effective 10-01-2022	\$40 for each subsequent use
Storage Area	
Storage Lot Monthly	\$0.30 per sq ft/ per mo, \$50 minimum
Storage Lot Yearly - Must be paid one year in Advance	\$0.27 per sq foot/ per mo
Work Yard - Temporary	\$1.25 per sq foot/ per day

Humboldt Bay Harbor District Woodley Island Marina Fee Schedule

SERVICE OR CHARGE	FEE OR RATE
Effective 07-01-2024	
Kayak - Monthly	\$15.00 per month
Kayak - Yearly - Must be paid one year in Advance	\$150.00 per year
Work Dock/Hoist Use	\$40 per hr (WIM tenants free) 1 hr min.
Parking Lot Space	
Daily	\$2.25 per space/ per day
Monthly	\$30.00 per space/ per mo
Yearly	\$200.00 per space
Late Fees & Interest	
Balances \$5- \$50	\$10
Balances \$50.01 - \$100	\$15
Balances \$100.01 +	\$25
Pump Outs (by District Personnel)	
Bilge	\$20 per pump out of less than 50 gallons (Tenants free)
Sewage	Free
Emergency Pump Out	\$100.00
Showers	\$.50 for six minutes
Washers	\$2.50 per load
Dryers	\$.25 for 7 minutes
Soap Dispenser	\$1.00 per box
Events or Concessions	
(Actual District Staff costs and expenses plus the following):	
Conference Room (8am-5pm Weekday Non Holiday)*	\$50 per 1/2 day; \$75 all day
Conference Room (Weekend, after 5pm or Holiday)*	\$300 per day
<i>*Government & Non-Profit 50% Discount</i>	
Special Events	
Statue Grass Area	\$250 per day
North "I" Lot Grass Area & East "I" Lot Grass Area	\$250 per day
"H" Lot & "I" Lot	\$250 per day

Rates effective 07-01-2022 as per Humboldt Bay Harbor District Board Resolutions 2019-15 and 2020-04

Rates effective 10-01-2022 as per Humboldt Bay Harbor District Board Resolution 2022-10

Humboldt Bay Harbor District Office Fee Schedule

SERVICE OR CHARGE	FEE OR RATE Effective 10/01/2022
Requests for Copies of Public Documents	
Archival Research	\$75/hour, one hr minimum, 1/2 hr increments thereafter
<i>*Archival research, as used in this context, is defined as the process of collecting any Harbor District information not dated within 30 days of the request.</i>	
Photocopy cost (no binding included):	
~ Request 50 or more copies	Actual Cost**
~ Photocopy cost (less than 50 copies) - B&W	\$0.10 per side
~ Photocopy cost - color (per page)	\$1.00 per side
~ Photocopy cost - oversized up to 11"x17"	\$0.25 per side
~ Electronic media (disk, tape, etc)	Actual Cost**
<i>**Actual cost is the charge for the Harbor District cost for the actual time of the position reproducing any information (wage and payroll burden) plus the actual media cost (photocopy, computer disc, tape, etc) and any costs incurred for archival research.</i>	
Facsimiles	\$1.00 per page
Board Meeting Agendas	
Paper copies for entire Fiscal Year	\$25.00 per calendar year
Board Meeting Minutes	
Paper copies for entire Fiscal Year	\$25.00 per calendar year
Notary Services	
Fees set by state	\$15 per signature, per page
Permit Process	see below
A non-refundable deposit is required with application for permits. In addition to the deposit, third-party costs will also be charged.	
~ Administrative Permit (Deposit)	\$400
~ Emergency Permit (Deposit)	\$400
~ Harbor District Permit (Deposit)	\$500
~ CEQA Statutorial or Categorical Exemption (Deposit)	\$100
~ CEQA Initial Study - Negative Declaration Review (Deposit)	\$500
~ CEQA Environmental Impact Report Review (Deposit)	\$1,000

**Humboldt Bay Harbor District
Office Fee Schedule**

SERVICE OR CHARGE	FEE OR RATE
Late Fees and Interest	
Monthly moorage rent or lease payments are due on the first of each month and considered late if not paid on or before the 10th of each month. Interest is applied at the end of the month on the balance due. Yearly rent is due by the 10th of the first month of the lease year. If the rental or lease agreement specifies a different due date, fees and/or interest specified in the agreement supersede this proposal.	
Account balances between \$5-\$50	\$10
Account balances between \$50.01-\$100	\$15
Account balances over \$100.01	\$25

Rates effective 12-01-2019 As per Humboldt Bay Harbor District Board Resolution 2019-16

Rates effective 10-01-2022 As per Humboldt Bay Harbor District Board Resolution 2022-1C

**Humboldt Bay Harbor District
Harbor Fee Schedule**

SERVICE OR CHARGE	FEE OR RATE
	Effective 12-01-2019
PILOTAGE CHARGES	
OUTBOUND/INBOUND	\$0.1791 cents per Gross Registered Ton. Plus \$30.86 per foot of deep draft.
Minimum Charge	
1. Less than 300 ft LOA (Round Trip)	\$3,450
2. Every 100 ft LOA thereafter (additional)	\$978
Shift Rates	
a. Wharf to wharf, wharf to anchor, or anchor to anchor	\$2,300
b. From North Bay to South Bay or South Bay to North Bay	\$2,875
Pilot carried away from Station	
a. Actual expenses and per diem	\$862.50/day + expenses
Uncorrected Orders	
a. When vessel's owner or agents do not correspond with their ETA within four hours of last ETA given, compensation will be charged and applied starting at the last ETA given until arrival	\$575/hour
Standing-By	
When a pilot is onboard a Ship, Tug or Pilot Boat standing-by for a vessel to arrive, shift or sail and the movement is delayed, a charge of \$575 per hour will be incurred, 1/4 hour charges thereafter.	\$575/hour
All vessels, their tackle, apparel, furniture, their master, owners and Agents are jointly and severally liable for pilotage fees, which may be recovered in any court of competent jurisdiction	

Humboldt Bay Harbor District Harbor Fee Schedule

SERVICE OR CHARGE	FEE OR RATE Effective 12-01-2019
HARBOR USAGE FEE	
Vessels For cost for the District providing emergency response or mutual aid, administration, maintenance, promotion, and regulation / supervision of shipping)	\$500.00 per commerical barge, ship, or other vessel over 200 feet in length or 20 foot of draft using any portion of the Bar, Entrance Channel, North Bay or Samoa Channels
Cargo Fee (For cost incurred by District associated with the Harbor Deepening Project)	\$.15 per short ton at departure Bar and Entrance Channel plus \$.15 per short ton for using North Bay and Samoa Channels.
ANCHORING IN THE BAY	
Needed after 72 hours, 14 days at a time with One 14-day extension (must have permit issued from district)	\$2.00 per foot/month, which is \$0.065 per foot/day
CRUISE SHIP PASSENGER FEE	
	Effective 10/01/2022 Proposal to follow
BAR PILOT APPRENTICE FEE	
	Effective 10/01/2022 Proposal to follow
PORT OF HUMBOLDT BAY TERMINAL TARIFF REDWOOD MARINE TERMINAL BERTH 1 AND REDWOOD TERMINAL 2	
Publishing Rates, Charges, Rules & Regulations for Terminal Services Performed by the Port of Humboldt Bay Issued September 10, 2015, Effective October 1, 2015	See Attached

Rates effective 12-01-2019 As per Humboldt Bay Harbor District Board Resolution 2019-11

Rates effective 10-01-2022 As per Humboldt Bay Harbor District Board Resolution 2020-10

PORT OF HUMBOLDT BAY

TERMINAL TARIFF

**REDWOOD MARINE TERMINAL
BERTH 1 AND REDWOOD TERMINAL 2**

Publishing Rates, Charges, Rules &
Regulations for Terminal Services Performed
by:

**PORT OF
HUMBOLDT BAY**

P.O. Box 1030

Eureka, California

95502-1030

Phone: (707) 443-0801

Fax: (707) 443-0800

www.humboldtбай.org

ISSUED: September 10, 2015

EFFECTIVE: October 1, 2015

**Issued by:
HUMBOLDT BAY HARBOR, RECREATION AND
CONSERVATION DISTRICT BOARD OF
COMMISSIONERS**

TABLE OF CONTENTS

Symbols, Abbreviations & Conversion Table	1
Definitions.....	2
Section 1 – General Rules & Regulations.....	4
Section 2 – Dockage & Moorage.....	14
Section 3 – Labor Service	19
Section 4 – Miscellaneous Services & Charges.....	22
Section 5 – Wharfage, Service and Facilities, Handling	25
Section 6 – Demurage & Storage.....	29

SYMBOLS & ABBREVIATIONS

\$	U.S. Dollars	MHR	Man Hour Rate
Ⓕ	Square Feet	Min.	Minimum
+ / -	Addition / Subtraction	Misc.	Miscellaneous
A	Increase	No.	Number
BM	Board Measure	NOS	Not Otherwise Specified
C	Change	OT	Overtime
Cont'd	Continued	Pkg.	Package
Dkg	Decking	POHB	The PORT OF
FBM	Foot Board Measure	R	Reduction
Hdlg.	Handling	ST	Straight Time
ILWU	International Longshore & Warehouse Union	T.	Ton (2,000 lbs)
Kgs.	Kilograms	Term'l	Terminal
Ldg.	Loading	Unldg.	Unloading
LOA	Length Overall	Viz.	Namely
LF	Linear Feet	Whfg	Wharfage

METRIC CONVERSION TABLE

Measure	Metric Equivalent	Measure	English Equivalent
1 lb.	0.4536 kilograms	1 kilogram	2.2046 lbs.
1 ton	907.2 kilograms	1,000 kilograms	2204.6 lbs.
1 inch	2.54 centimeters	1 centimeter	0.3937 inches
1 foot	0.3048 meters	1 meter	39.37 inches
1 yard	.9144 meters	1 cubic meter	35.314 cubic feet
1 cubic foot	0.0283 cubic meters	1 liter	0.264172 gallons
40 cubic feet	1.1327 cubic meters		
1 gallon	3.7854 liters		

Kilograms to Pounds.....	Multiply Kilograms by 2.2046
Pounds to Kilograms.....	Divide Pounds by 2.2046
Cubic Meters to Cubic Feet.....	Multiply Cubic Meters x 35.314
Cubic Feet to Cubic Meters.....	Multiply Cubic Feet x 0.0283
Feet to Meters.....	Multiply Feet x 0.3048
Meters to Feet.....	Multiply Meters x 3.281
Gallons to Tons.....	Multiply Gallons x 8.34, Divide by 2,000

DEFINITIONS

Carrier-An individual or firm that sends freight. A freight originator.

Contract of Affreightment – Tariff, charter party, ocean rate or any other arrangements under which a vessel transports cargo.

Direct Transfer - The handling of cargo direct between open cars and vessels from ship's gear or by mechanical equipment under rental from POHB.

Dockage – The charges assessed against an ocean vessel for berthing at a wharf, piling, structure, pier, bulkhead structure or bank, or for mooring to a vessel so berthed.

Free Time – The period during which cargo may occupy space assigned to it on the terminal facilities free of terminal storage charges, immediately prior to the loading of a vessel or subsequent to the discharge of such cargo off the vessel.

Freight Handler – Any person, firm or corporation engaged in the handling of freight on the wharves of the terminal company beyond end of ship's tackle, whether such person, firm or corporation acts in the capacity of "Stevedore" or "vessel operator" or "agent".

Handling Charge – The charge made against any vessels, their owners, agents or operators for physically moving cargo from end of ship's tackle to point of rest, or from point of rest to within reach of end of ship's tackle and includes ordinary sorting, breaking down and stacking.

Holiday and Weekend Labor – Pay rate for labor performed between the hours of 17:01 Friday to 07:59 Monday; labor performed on any holiday as defined in this tariff.

Holidays – Whenever reference is made to "holidays", it shall mean only the following days:

New Year's Day – January 1st *

M.L. King Jr. Birthday – Third Monday in January

President's Day – Third Monday in February

Memorial Day – Last Monday in May

Independence Day – July 4th *

Labor Day – First Monday in September

Thanksgiving Day – Fourth Thursday in November

Day after Thanksgiving - Fourth Friday in November

Christmas Eve – December 24th *

Christmas Day – December 25th *

* When the holiday falls on a Saturday or Sunday, the business day prior to or following the actual holiday will be observed.

Loading & Unloading – The service of loading or unloading unitized cargo from or into highway trucks, trailers, railcars or other modes of surface transportation.

Overtime Labor – Pay rate for labor performed between the hours of 00:00 and 07:59 Tuesday through Friday; labor performed between the hours of 17:01 and 23:59 Monday through Thursday.

PORT OF HUMBOLDT BAY (POHB) – The Humboldt Bay Harbor, Recreation and Conservation District, a California public entity, acting pursuant to California Harbors and Navigational Code Appendix 2 in its capacity as an owner and operator of commercial shipping facilities and services on Humboldt Bay and operating as the PORT OF HUMBOLDT BAY, and its Commissioner, officers, as employees, servants, agents and/or independent contractors.

Stevedore- A firm or individual engaged in the loading or unloading of a vessel.

Service & Facilities Charge – A charge that is assessed for loading and/or discharge of cargo at POHB, for the use of terminal working areas in the receipt and delivery of cargo to and from vessels or barges and for services in connection with the receipt, delivery, checking, care, custody and control of cargo required in the transfer from:

- (1) Vessels to consignee, their agents or connecting carriers
- (2) Shippers, their agents or connecting carriers to vessels

Straight Time Labor – Pay rate for labor performed between the hours of 08:00 and 17:00, Monday through Friday.

Terminal Company-A company or organization whose business is the operation of a terminal.

Transient Mooring – Moorings used on a temporary basis by visiting boats.

Wharf Demurrage – A charge assessed against freight remaining in or on POHB terminals after the expiration of free time unless arrangements have been made for storage.

Wharfage – A charge assessed against all cargo passing or conveyed over, onto, or under wharves or between vessels (to or from barge, lighter or water), when berthed at wharf, piling structure, pier bulkhead structure or bank, or when moored in slip adjacent to wharf. Wharfage is solely the charge for use of the above named facilities and does not include charges for any other service. Unless otherwise provided, wharfage shall be considered earned and will be assessed whether or not freight received on wharf or wharf premises from cars, trucks, drays or river carriers eventually loaded on vessels.

**SECTION 1
GENERAL RULES & REGULATIONS**

APPLICATION

APPLICATION OF TARIFF

Notice to the Public: This tariff, published by POHB, is notice to the public, to shippers, to consignees and to carriers that the rates, charges, rules and regulations apply to all traffic without specific notice, quotation to or (excepting as may hereinafter be specified) arrangement with shippers or carriers.

Tariff Effective: The rates, charges, rules and regulations named in this tariff, additions, revisions or supplements thereto shall apply on all freight received at the terminals or wharves of POHB on and after the effective date of this tariff or effective dates of additions, revisions or supplements thereto.

Rates Subject to Change: Rates for services involving labor being predicated upon current wage paid labor for straight time under ordinary labor and traffic conditions, they are subject to change without notice when costs of such services are increased by demands for higher wages, labor strikes, congestions, or other conditions not reasonably within the control of POHB.

Use of Terminals Deemed Acceptance of Tariff: Use of the wharves or the terminal facilities of POHB shall be deemed an acceptance of this tariff and the terms and conditions named herein.

Adherence to Tariff Required of Others: No person, firm or corporation will be allowed to perform any services on the wharves or at the terminals of POHB without special permit from POHB. Those permitted to perform such services shall, in their relations to the public, apply, adhere to, and be themselves subject to this tariff, or additions, revisions, or supplements thereto, except to the extent specifically relieved by such permit.

Specific Commodity Rates Prevail: Unless otherwise accepted, rates provided for specific commodities will prevail over NOS rates or any general commodity rate.

RIGHTS OF OPERATION RESERVED

Right is reserved by the POHB to furnish all equipment, supplies and material to perform all services in connection with the operation of its terminals and wharves under rates and conditions named herein.

ACCEPTANCE, RETENTION OR DELIVERY OF FREIGHT CONDITIONAL

Right to Refuse Freight: POHB reserves the right without responsibility for demurrage, loss or damage attaching, and within its sole discretion, to refuse to accept, receive, or unload, or to permit vessels to discharge:

- (1) Freight for which previous arrangements for space receiving, unloading or handling have not been made with POHB by shipper, consignee or carrier.

**SECTION 1
GENERAL RULES & REGULATIONS**

APPLICATION

- (2) Freight deemed extra offensive, perishable, or hazardous (See Item 110 “Explosives and Flammables”).
- (3) Freight, the value of which may be determined, in the sole discretion of POHB as less than the probable terminal charges.
- (4) Freight not packed in packages or containers suitable for standing the ordinary handling incident to its transportation. Such freight, however, may be repacked or reconditioned at discretion of POHB and all expenses, loss or damage incident thereto shall be for account of shipper, consignee or carrier.

Right to Remove, Re-Pile, Transfer or Warehouse Freight: At the option of POHB, freight remaining on wharf or wharf premises after expiration of free time (see Item 900), and freight shut out at clearance of vessel may be piled or re-piled to make space, transferred to other locations or receptacles within the wharf premises or removed to public or private warehouses with all expense and risk of loss or damage for account for the owner, shipper, consignee or carrier as responsibility may appear.

Hazardous or offensive freight, or freight which by its nature is liable to damage other freight, is subject at the discretion of POHB to immediate removal, either from the wharf or wharf premises with all expenses and risk of loss damage for the account of owner, shipper or consignee.

Right to Withhold Delivery of Freight: Right is reserved by POHB to withhold delivery of freight until all accrued terminal charges and advances against said freight have been paid in full.

Right to Sell Freight for Unpaid Charges and Sell Perishable Freight: Freight on which owner fails to, or refuses to, pay accrued terminal charges or advances may be sold by POHB to satisfy charges or advances and the cost and expense of sale. Freight of a perishable nature or of a nature liable to damage other freight or property may be sold at public or private sale without advertising, provided owner has been given proper notice to pay accrued charges or to remove said freight and has neglected or failed to comply.

Explosives and Flammables: Explosives and hazardous or highly flammable commodities or material may only be handled over and/or received on the wharves and terminals of POHB by special arrangement with, and at the option of POHB, subject to Federal, State and City rules and regulations. If and when permitted, such commodities will be received only at the terminal between the hours of 8 a.m. and 5 p.m. and must be immediately removed from the premises.

**SECTION 1
GENERAL RULES & REGULATIONS**

APPLICATION

Freight at Owner's Risk:

- (1) Glass, liquids and fragile articles will be accepted only at owner's risk for breakage, leakage or chafing.
- (2) Freight on open ground or on open wharf is at owner's risk for loss or damage.
- (3) Timber and log or lumber rafts and all water craft, if and when permitted by POHB to be moored in slips, at moorage dolphins or at wharves, or when moored alongside vessels are at owner's risk for loss or damage.

Delivery Orders: POHB will deliver goods only upon presentation of written order of the owner or carrier or upon surrender of properly endorsed outstanding receipts.

Disposition Orders: Goods delivered to dock by auto, truck, barge or cannery tender, or consigned to POHB by rail or river line must be covered by disposition order, giving description and disposition of goods, whether for storage or shipment, and if for shipment, giving name of loading steamer or line, and any demurrage or other expense incurred through failure to supply such information will be for owner's account.

Receiving or Delivering Other than Regular Hours: When shippers wish to deliver or receive cargo or work on goods in storage outside of regular working hours (8 a.m. to 5 p.m. except Saturdays, Sundays and holidays), arrangements must be made with POHB office during regular hours and additional expense of checking and watching over straight-time basis will be account of shipper.

HOLD HARMLESS BY STEVEDORE

Stevedore Access to and Operations on Property at POHB:

- (1) **Care in the Performance of Operations:** The Stevedore shall exercise care in the performance of its operations in order to prevent injury to or death of any person and damage to or destruction or loss of property, whether of POHB, of the Stevedore, of the vessel being Stevedored or any other party.
- (2) **Compliance with Fire and Safety Precautions:** The Stevedore shall take all necessary safety and fire precautions and comply with recognized commercial and marine safety practices, procedures and regulations

**SECTION 1
GENERAL RULES & REGULATIONS**

APPLICATION

(3) Stevedore and Port Independent Contractors: In any service relationship, POHB and the Stevedore shall be independent contractors, each to the other, and shall not be agents or employees, one for the other, for any purpose. POHB contracts with Stevedore because of Stevedore's particular skill, experience and expertise and for the successful completion of a specific task. POHB has no responsibility for directing the manner and means of Stevedore's performance of its duties

(4) Insuring Efficient and Expeditious Vessel Work: In order to insure efficient and expeditious loading and discharge of vessels and the maximum utilization of the full capacity of POHB, the Stevedore shall:

A. Make use of the appropriate facilities and equipment furnished by POHB.

B. Have at least one qualified supervisor present at all times while a vessel is loading or unloading.

C. Have at least one responsible officer or representative with full power to make all operating decisions concerning the Stevedoring of vessels at POHB at all times and keep POHB informed at all times of how and where such officer or representative may be contacted by POHB.

D. Cooperate fully with POHB in all respects by (i) advising as far in advance as possible the type of vessel, Master's estimate of quantity of cargo to be loaded or discharged, estimated time to load or discharge, and any special problems that may exist or arise; (ii) determining the equipment needed for the operation; and (iii) coordinating sequence and timing of operations for the convenience and efficiency of POHB.

E. Promptly restore terminal working areas to a clean, safe and orderly condition on completion of Stevedoring operations.

(5) Supply of Equipment, Facilities and Service:

A. POHB shall furnish, subject to the conditions and changes stipulated elsewhere in this tariff, the following:

(i) Access, for Stevedore employees, to the Port property at places in the manner as may be approved by POHB.

(ii) Emergency office and telephone usage.

(iii) POHB equipment to the extent that it is available, required and dedicated to Stevedore Use.

**SECTION 1
GENERAL RULES & REGULATIONS**

APPLICATION

B. All POHB equipment utilized by the Stevedore in performing its work is expressly understood to be under the direction and control of the Stevedore and the Stevedore is responsible for the operation thereof and assumes all risk for injuries or damages which may arise or grow out of the use or operation of such equipment. POHB and Stevedore agree that, as between the parties, Stevedore has the most experience and knowledge to determine the condition and suitability of the equipment for the task to be performed. Stevedore shall promptly advise POHB of any needed repair of maintenance of any equipment and shall not use such equipment until it is acceptable to Stevedore. It is incumbent upon the Stevedore to make a thorough inspection and satisfy him or herself as to the physical condition and capacity of the equipment as well as the competency of the operator, there being no representation or warranty by POHB with respect to such matters. Stevedore's use of such equipment warrants that Stevedore has made its own independent inspection of the equipment and has deemed it safe and usable working condition and appropriate for the task to be performed.

C. All such equipment will be properly used by the Stevedore and not subjected to abuse or more than normal wear and tear. If there is any such abuse or more than normal wear and tear, the Stevedore shall pay for the damage to such equipment.

D. Upon termination of the period of use, all such equipment shall be returned to POHB in the same condition as received, normal wear and tear expected.

E. It shall be incumbent on the Stevedore to make a reasonable inspection of all accesses permitted to and from a work area and the work areas themselves to satisfy him or herself that these are safe places for the access and work to be performed. As between the parties, Stevedore has the most experience and knowledge as to the work area and access needed for the work. There is no responsibility, representation or warranty by POHB with respect to such matters.

(6) Stevedore Warranty: As a condition to the right to conduct business or operate on Port property, the Stevedore shall warrant that all its Stevedoring operations shall be conducted at all times with all necessary labor and equipment under competent supervision, with all proper dispatch and in good and workmanlike manner, and the conduct of such business or operations on Port property shall be deemed to be an offer of such warranty by the Stevedore and its acceptance by the Port.

If any breach of these warranties causes or subjects the Port to any losses, suits, claims, damages or liabilities, the Stevedore shall defend, indemnify and save harmless, and reimburse the Port in respect thereto.

**SECTION 1
GENERAL RULES & REGULATIONS**

APPLICATION

(7) Indemnity: Except in the case of the POHB'S sole negligence, the Stevedore shall indemnify and hold harmless the POHB, its Commissioners, officers, employees and agents from and against any claims, damages, losses and expenses (including attorney's fees) for injury to or death of any third party or any of the Stevedore's employees, agents and invitees from and against any claims, damages, losses and expenses (including employees of the Port), which is caused in whole or in part by any negligent act or omission or breach of these rules by the Stevedore, its employees, agents or anyone else for whose acts the Stevedore is or may be liable.

The Stevedore shall execute and deliver to the Port an indemnity agreement substantially in accord with the terms of this tariff. In addition, Stevedore's performance of work at POHB facilities shall be deemed and agreement to comply with the terms of this tariff.

(8) Insurance:

A. The Stevedore shall obtain, and shall maintain, the following insurance coverage:

(i) Workmen's Compensation Insurance (including Longshoremen and Harbor Worker Act coverage) under all applicable Federal and State statutes and municipal ordinances for all the Stevedore employees performing its work, and Employers Liability Insurance (including liability under the Jones Act) in amount of not less than \$1,000,000.

(ii) Comprehensive General Liability Insurance (including coverage for automobile liability, broad form contractual liability, and property in the insured's care, custody and control against claims for bodily injury, death or property damage occurring on, in or about the vessel being loaded by the Stevedore, or the premises of POHB and the adjoining areas), with limits as to bodily injury or death and property damage not less than \$5 million for each occurrence. POHB shall be named as an additional insured under Stevedore's policy of insurance and said insurance be primary to any insurance procured by POHB that may cover POHB for the same claim or loss.

B. The Stevedore shall submit to POHB certificates of insurance evidencing the foregoing coverage, and said certificates shall provide that POHB is to be given 15 days' prior notice of any alteration or cancellation.

RELATIONS WITH FREIGHT HANDLERS

Freight handlers, if and when permitted to operate on the terminal, must in their relations with the public, charge the rates and adhere to the rules and regulations prescribed in the effective tariffs of the terminal company.

**SECTION 1
GENERAL RULES & REGULATIONS**

APPLICATION

COLLECTION AND GUARANTY OF CHARGES

- (1) **Wharfage, Loading and Unloading and Miscellaneous Charges:** Wharfage, loading and unloading, when not absorbed by ocean or rail carriers, are due by the owner, shipper or consignee of the freight. On transit freight in connection with ocean carriers these charges (unless absorbed by rail carriers) and any wharf demurrage or miscellaneous charges accrued against said freight and of which the vessel, its owners or agents have been apprised, will be collected from a payment of same must be guaranteed by the vessel, its owners or operators. The use of wharf by a vessel, its owners or operators shall be deemed an acceptance and acknowledgment of this guarantee.
- (2) **Service and Handling Charges:** Where the contract of affreightment established the responsibility as between the parties thereto for the payment of the Service and Facilities Charges and/or Handling Charges named in this tariff, such charges shall be billed to and paid by the vessel, its owners or operators, to POHB.
- (3) **Terms of Payment:** Use of POHB facilities or service is conditioned upon satisfactory assurance of POHB that applicable charges will be paid when due. All charges are due and payable as they accrue, on completion of service or use, or as invoiced.
- (4) **Prepay Freight:** Right is reserved by POHB to demand prepayment of all charges as follows:
- A. By vessel, its owners or agents, before vessel commences its loading and unloading operations;
 - B. By the owners, shippers or consignee, before freight leaves the custody of the terminal;
 - C. POHB reserves the right to require prepayment of all charges on perishable freight or freight of doubtful value and on household goods.

**SECTION 1
GENERAL RULES & REGULATIONS**

APPLICATION

(5) Interest Charges on Delinquent Invoices: Invoices covering charges in this tariff as issued by POHB are due and payable upon receipt. Any invoices issued for any charge or charges prescribed by this tariff remaining unpaid for a period of thirty (30) calendar days after the date of invoice are delinquent and shall be subject to a delinquency charge. The delinquency charge is imposed on the total unpaid balance and is a minimum of one and one half percent (1 1/2%) per month on the total unpaid balance thereof; provided, however, that in no event shall the delinquency charge be higher than the maximum rates allowable by law.

Should it become necessary for POHB to initiate litigation to effect collection of a delinquent account, then all expenses incurred by the prevailing party shall be assessed to, and payable by the non-prevailing party. Such expenses shall include, but are not limited to, reasonable attorney's fees and all costs of suit.

INSURANCE NOT INCLUDED

No insurance is included in the rates named in this tariff.

MANIFEST REQUIRED

Masters, owners, agents or operators of vessels are required to furnish a complete copy of manifest of freight loaded or discharged at the terminals of POHB.

REGULATIONS GOVERNING USE OF SLIPS, ETC.

No logs, timbers, lumber or rafts and no barges, scows, lighters or river craft may be moored at wharf slips or moored or tied up at the wharves or at any property of POHB without written permission of POHB. Logs, lumber, timbers, rafts, barges, scows or lighters may not be brought into slips for loading over-side vessels without the consent of POHB and subject to its regulations as to the number of barges or rafts (or the size of rafts) allowed alongside at one time and as to maintaining clearance in slips. Any logs, timbers, rafts, etc., as enumerated above, left in slips after clearance of vessel or which may have been moored in slips or moored or tied up to the wharves or other property of POHB without permission, are subject to immediate removal and unless removed upon notification, may be removed by POHB to other locations, with all expense and risk of loss or damage for account of owners.

**SECTION 1
GENERAL RULES & REGULATIONS**

APPLICATION

LIMITED RESPONSIBILITY

POHB shall not be responsible for any damage to freight loaded at the facilities covered by this tariff after cargo is transferred to the water carriers and is removed from POHB property. POHB will not be responsible for any loss, damage or delay of merchandise which may arise from any cause beyond its direct authority and control. POHB will not be responsible for any loss or damage caused by: fire, frost, heat, dampness, leakage, or decay; animals, rodents or insects; leakage or discharge from fire protection system; collapse of buildings or structures; breakdown of plant machinery or equipment, or by floats, logs or piling required in breasting vessels away from wharf. POHB will not be answerable for any loss, damage or delay arising from insufficient notification, or from war, insurrection, shortage of labor, combinations, riots or strikes of any person in its employ or in the service of others or from any consequence arising therefrom. POHB will not be responsible for any loss or damage caused by the negligence or intentional misconduct of third parties including but not limited to theft vandalism or arson.

RESPONSIBILITY FOR DAMAGES AND/OR INJURY

The provisions of this item are applicable to all persons, corporations, associations and the like who in any manner come upon or use the terminal facilities, except to agents or employees of POHB. All such persons, corporations, association and the like shall be strictly liable and responsible for damage to property or for damage or injury to, or for the death of any person or persons which may be caused or occasioned by an act or omission of such persons or the acts or omissions of their agents or employees.

All such persons who come upon or use POHB facilities shall be deemed to have irrevocably agreed to indemnify POHB for any such loss or damage to persons or property for which a claim is or may be made against POHB, and all such liability, together with all costs and expenses incurred by POHB in investigating or defending claims therefor, including, but not limited to, court costs, experts' fees and attorneys' fees.

RESERVATION OF AGREEMENT RIGHTS

POHB reserves the right to enter into agreement with carriers, shippers, and/or their agents concerning rates and services provided such agreements are consistent with existing local, state and federal laws governing the civil and business relations of all parties concerned.

SHIPPER REQUESTS AND COMPLAINTS

Any interested party may initiate requests or complaints on matters relating to rates, charges, rules and regulations contained in this tariff by filing a statement fully documenting the request or complaint with the Executive Officer, Northwest Marine Terminal Association, Inc., P.O. Box 5684, Bellevue, Washington 98006, with a complete and exact copy to The Director and Harbor Commissioners, PORT OF HUMBOLDT BAY, P.O. Box 1030, Eureka, CA 95502-1030.

**SECTION 1
GENERAL RULES & REGULATIONS**

APPLICATION

“HOLD HARMLESS” PROVISION

All parties using POHB facilities and equipment agree to do so entirely at their own risk, regardless of conditions, and agree to indemnify and hold POHB harmless against any and all liability, damage, loss, cost and expense which may accrue to or be sustained by POHB, its agents, and employees on the account of any claim, suit or action made or brought against POHB, its agents and employees, for the death of or injury to persons or destruction of property involving the indemnitor, its employees, agents and representatives, sustained in connection with the use of said facilities and equipment.

HIMALAYA CLAUSE

It is hereby expressly agreed between POHB and any Carrier using POHB facilities that as a condition and consideration of using those facilities, POHB, as well as any and all its employees, servants, agents and/or independent contractors, used or employed in connection with the performance of any of the Carriers' obligations under their various Bills of Lading shall be treated as and shall be express beneficiaries of those Bill(s) of Lading. As such, POHB shall have the benefit of all rights, defenses, exemptions from or limitations on liability and immunities of whatsoever nature to which the Carrier(s) are or may be entitled under the provision of any Bill of Lading or by law so that POHB shall not, under any circumstance, be under any liability in either contract or tort greater than that of the Carrier(s) themselves.

**SECTION 2
DOCKAGE & MOORAGE**

APPLICATION

DOCKAGE - GENERAL RULES

Berth Assignment: Berth assignment will be issued at the sole discretion of POHB to the owners, agents or operators of vessels for use of a specific berth by a specific vessel. No vessel will be permitted to berth at a wharf or terminal facility of POHB without a prior berth assignment being granted by POHB. Applications for berth assignments must be made as far in advance of the arrival of vessel as reasonable and must specify arrival and departure dates and the nature and quantity of the cargo to be loaded or discharged.

Basis for Computing Charges: Dockage charges shall be based on the overall length of the vessel as published in the most current edition of Lloyd's Register of Shipping at the time the vessel is berthed. Should length figures not be available from that source, POHB may accept information from the vessel's official papers or measure the vessel.

Dockage Period – How Calculated: The period of time upon which dockage will be assessed shall commence when the vessel is made fast and until departure. No deduction will be allowed for Sundays, Holidays or because of bad weather or other conditions. When a vessel is shifted directly from one berth to another operated by POHB, the total time at such berths will be considered together in computing the dockage charge.

In calculating dockage, billing is based on twelve (12) hour periods. For billing purposes, partial periods will be rounded up to the next full period. POHB, at its own discretion, may charge vessels less than 105 feet LOA (upon proper notification and moorage permission) by ¼ of the 24-hour clock.

No Warranty as to Depth of Water at Berth: When accepting a request and issuing a berth assignment, POHB makes no warranty, either expressed or implied, as to the suitability of the berth or available depths of water alongside. POHB makes every effort to maintain adequate water depths, but they vary continually because of the influence of tidal changes, volume of tidal flow, and weather conditions. Further, variances in vessel draft, ballast, amount of cargo to be loaded or unloaded and the water depth alongside the berths makes it incumbent upon the vessel's interest to take soundings immediately upon docking and at intervals thereafter to insure the safety of the vessel. POHB, upon request of the Master or vessel's owners, charterers, operators, or agents, will supply information on water depths alongside berths based upon most recent soundings.

Responsibility for Vessel Delay, Shifting or other Costs Because of Water Depth: POHB will assume no responsibility for vessel delay, shifting expense or other costs when the vessel's interest deems it prudent, for the purposes of ensuring the safety of the vessel, to interrupt loading and/or shift to deeper water during shallow water periods.

Vacate Berth as Ordered: POHB reserves the right to order a vessel to vacate the berth when not actually engaged in loading and/or discharging operations.

**SECTION 2
DOCKAGE & MOORAGE**

APPLICATION

- (1) Whenever an order to vacate a berth is made by POHB under these rules and said order is refused or not complied with in the time specified, POHB may assess a penalty dockage rate of \$500.00 per hour for each hour the vessel remains on berth after such an order has been issued or tendered to the vessel.

At its option, POHB may affect the removal of a vessel from berth at the expiration of the time period specified in the order to vacate with all risks, liability and expense for the vessel's account. The alternatives permitted POHB under these rules shall be a choice solely at the discretion of POHB.

- (2) A vessel that does not work to its fullest capacity to complete loading or unloading operations within the allotted time, or a vessel arriving earlier or later than agreed, or a vessel requiring more time at POHB than agreed, will be adjusted to the extent possible consistent with advance commitments to other vessels made by the terminal.

When congestion or other commitments make it necessary for a vessel to complete and clear its berth, the vessel on berth will be requested to work overtime at its own expense until loading or discharging has been completed, after which it will promptly vacate the berth. Any vessel refusing to work overtime shall vacate the berth upon written order from POHB. When a vessel loses its right to a berth by refusing to work overtime, such vessel will forfeit its turn on the berth and will remain at anchor until the next available berth.

The vessel acknowledges responsibility for damage arising out of any shipboard fires and shall hold POHB harmless from and indemnify POHB for any and all damage, liability, settlements, loss, costs and expenses in connection with the fire and with any action, suit, or claim resulting or allegedly resulting from the fire or its suppression at POHB facilities, except for that resulting from the sole negligence of POHB, or that of the POHB's employees or agents.

Accepting Responsibility for Payment: Pursuant to PORT OF HUMBOLDT BAY Tariff where "Party Responsible for Payment" listed above has not established credit worthiness with the Port and where responsibility for Port charges has not been accepted by another credit worthy entity, the Port shall require payment of cash in advance or posting of acceptable security prior to vessel berthing.

**SECTION 2
DOCKAGE & MOORAGE**

APPLICATION

Conditions of Berth Reservation: In accordance with Federal Maritime Commission Docket 83-48, Alaska Maritime Agencies Inc., et al. v. Port of Anacortes, et al. and Tariff Item No. 125 in this tariff, amendments and reissues thereto, all applications for vessel berth reservation shall be made in the form specified by the Port, and will require signature(s) of the financially responsible party or parties completed in accordance with, and otherwise governed by, the terms and conditions set forth below.

- A. The vessel agent or other person requesting reservation of a berth (“berthing agent”) shall, as a part of the berth reservation process, provide to the extent of his or her knowledge all information called for on the Application for Vessel Berth Reservation for respecting the vessel, its estimated arrival and departure, amount(s) and type(s) of cargo to be loaded/discharged, and estimate of amount of each category of port charges, as enumerated and party responsible therefor. The submission of this form, signed by the berthing agent, shall constitute the berthing agent’s attestation as to the accuracy of the information made available to the berthing agent at the time of submission; and the berthing agent held personally liable to the Port for any financial loss suffered by the Port as a result of the agent’s failure to so report accurately.
- B. Should the berthing agent, subsequent to submission to this form, receive information which materially differs from the information previously provided, and which information the agent reasonably believes is not equally known to the Port, it shall immediately notify the Port and, if requested by the Port, promptly file an amended Supplement to Application for Vessel Berth Reservation with the Port.
- C. All estimates of port charges are subject to approval and/or adjustment by the Port.
- D. The Port shall, promptly after receipt of this form, advise the berthing agent as to (1) its approval or adjusted estimate of port charges, and (2) whether posting of cash or security is required for any one or more categories of such charges and the amount thereof.
- E. In addition to the terms for berth reservation and establishment of financial responsibility as set forth herein, requests for berth reservation and assignments of berths shall otherwise be in accordance with all local rules and regulations established by the Port.
- F. **Vessel Berthing Cancellation:** Any vessel or agent cancelling a berthing reservation is subject to a \$250.00 cancellation fee. Should a vessel berthing reservation need to be canceled, written notice must be received by POHB at least 72 hours prior to the vessel’s berthing reservation time. If 72 hour notice is not provided to POHB, the authorized vessel agent shall also be charged for all reservation related expenses incurred by POHB as well as an administration fee

**SECTION 2
DOCKAGE & MOORAGE**

APPLICATION

SCHEDULE OF DOCKAGE RATES (Berths 1 & 2)

Length of Vessel Overall Meters/(Feet)	Rate Per 24-hour day	Length of Vessel Overall Meters/(Feet)	Rate Per 24-hour day
---	-------------------------	---	-------------------------

Over	Not Over	\$	Over	Not Over	\$
0	30.48 (100)	184.15	167.64	175.25 (575)	3338.64
30.48	45.72 (150)	260.10	175.25	182.88 (600)	3504.07
45.72	60.96 (200)	355.82	182.88	190.50 (625)	4009.70
60.96	76.20 (250)	498.35	190.5	198.12 (650)	4666.19
76.2	91.44 (300)	852.09	198.12	205.74 (675)	5309.16
91.44	106.68 (350)	1201.66	205.74	213.36 (700)	6214.31
106.68	114.30 (375)	1492.97	213.36	220.98 (725)	6607.58
114.3	121.92 (400)	1643.83	220.98	228.60 (750)	7560.59
121.92	129.54 (425)	1.781.94	228.6	236.22 (775)	8579.14
129.54	137.16 (450)	2021.24	236.22	243.84 (800)	9632.02
137.16	144.78 (475)	2177.56	243.84	259.08 (850)	11063.61
144.78	152.40 (500)	2391.88	259.08	274.32 (900)	12586.76
152.4	160.02 (525)	2716.48	274.32	289.56 (950)	14180.65
160.02	167.64 (550)	3235.64			

**SECTION 2
DOCKAGE & MOORAGE**

APPLICATION

EXCEPTIONS TO REGULAR DOCKAGE RATES

(1) Vessels requesting exception pricing and meeting all the following requirements will be charged dockage at a rate of \$.74 per foot per day:

- Not over 200 feet in length
- Not loading or unloading cargo for transshipment
- Not loading or unloading passengers
- Written permission from POHB to berth at Pier 1, 2 or 3

(2) At POHB's discretion, vessels on idle status may be permitted to moor at a vacant berth when such berth is available. Idle status may include times when a vessel is permitted to make repairs or alterations.

Vessels in idle status shall be assessed dockage at \$2.17 per foot per day. Contact POHB for long-term rates for idle vessels.

(3) Vessels of the U.S. Government and the State of California may, at the discretion of POHB, be berthed at terminals without charges.

(4) Lay berth status is defined and used in this document as a vessel waiting for loading or unloading or discharge berth.

Lay status permission must be requested from POHB in advance and may be granted at the discretion of POHB. If the request for lay berth is not received prior to the vessel arrival, and lay berth rates are later requested, a billing/rebilling fee of \$250.00 will be assessed.

The dockage charge for lay berth status shall be calculated at 50% of the applicable dockage rates as published in the Schedule of Dockage Rates, or a minimum of \$175.00 per period, whichever creates the greater revenue.

Vessels on lay status for over seven (7) consecutive days may request to POHB, in writing, for long-term lay status (each day over the seventh (7th) day), which may be granted at POHB's discretion. Long-term lay status would be calculated at an additional discounted rate of 20% for each day past the seventh (7th) day, for a total discount of 70% off the posted rates.

(5) Discounted, prorated and gratis berth charges are at the discretion of POHB and are granted per occasion as deemed by POHB. Previous granting of discounted, prorated and gratis berth charges are not a guarantee of future rights.

**SECTION 3
LABOR SERVICE**

APPLICATION

LABOR SERVICE GENERAL RULES

Labor Rates Subject to Change: The rates named in this tariff, additions, revisions, or supplements thereto are based on ordinary traffic and labor conditions. If and when these conditions change because of demand of labor for increased wages, strikes, congestions or other causes not reasonably within the control of POHB, resulting in increased cost of service, rates are subject to change without notice or the charge for service may be assessed on the labor rate basis.

Checking of Freight: The service of counting, tallying and checking cargo against appropriate documents for the account of the vessel, or other person requesting same. Checking does not include grading, sealing, surveying, weighing, measuring, marking, segregating, samplings or supplying any information that cannot be obtained by visual inspection of the package, case or other shipping container.

Responsibility Limited: In performing the service of checking, POHB will accept no responsibility for concealed damage or condition of packages, cases or other containers whether or not receipts issued so state.

Payment of Labor: Where checkers, wharf gangs, lift drivers, linesmen, watchmen or other wharf labor is employed by or through POHB at the request of the carrier, shipper, consignee or other party, the time of such labor involved will be carried on the payroll of POHB and the Port will bill the party responsible at the rates as provided herein.

Standby or Waiting Time: When labor is ordered for a specific time and is on the job, ready for work, or having started work, and is delayed for a period of or exceeding fifteen (15) consecutive minutes at any time during that work, such delays being caused through no inability or fault of POHB, standby or waiting time for the workers will be assessed at actual wages paid plus 65 percent.

Services Requiring Labor for a Minimum Number of Hours: When POHB is required to furnish labor for a specific service and such service is completed before the expiration of the minimum time allowed under labor's working agreements and awards, the parties authorizing such work shall be assessed for the time of such labor which accrues after the specific service is completed and until the end of the minimum time allowed at actual wages paid labor plus 65 percent.

Labor Rate Time Periods: Labor rate time periods will be defined as follows:

Straight Time – Labor performed between the hours of 08:00 and 17:00, Monday through Friday.

Overtime – Labor performed between the hours of 00:00 and 07:59, Tuesday through Friday; labor performed between the hours of 17:01 and 23:59 Monday through Thursday.

Holiday and Weekend Time – Labor performed between the hours of 17:01 Friday to 07:59 Monday; labor performed on any holiday as defined in this tariff.

**SECTION 3
LABOR SERVICE**

APPLICATION

Unless otherwise provided, labor rates plus charges for equipment rental will be charged:

- (1) For all miscellaneous services for which no specific rates are named in this tariff, additions, revisions or supplements thereto;
- (2) For services of loading, unloading, handling, or transferring bulk commodities for which no specific rates are named and which cannot be performed for the rates provided under NOS items;
- (3) For cargo in packages or units of such unusual bulk, size, or shape or weight as to preclude handling, loading, unloading or transferring at the specific rates named in this tariff, additions, revisions or supplements thereto;
- (4) For any services delayed on account of extra sorting, special checking, inspection or from other causes not ordinarily incidental to such service;
- (5) For labor cleaning, covering cars and/or preparing them for receiving cargo;
- (6) Installing special equipment or moving or transferring equipment on request or for special purposes for use and/or convenience of others;
- (7) Re-coopering or reconditioning cargo.

LABOR SERVICE RATES

When services are performed by the Terminal Company for which no specific commodity rates are specified in this Tariff, charges for such services will be assessed on the basis of the labor rates as per the following schedule:

Labor Classification	Man-Hour \$ Rate (Straight Time)	Man-Hour \$ Rate (Overtime)	Man-Hour \$ Rate (Weekend/Holiday)
Longshoreman	89.76	134.64	150.35
Linesman	89.76	132.00	146.78
Crane Chaser	91.80	137.70	153.77
Utility Driver	103.02	154.53	172.56
Crane Operator	117.30	175.95	196.48
Clerk	112.20	168.30	187.94
Supercargo	122.40	183.60	205.02
Utility Worker	117.30	175.95	196.48
Walking Boss	144.84	217.26	242.61

LONGSHORE LABOR SERVICES

**SECTION 3
LABOR SERVICE**

APPLICATION

OTHER LABOR SERVICES (Non-Stevedoring Operations)

Labor Classification	Man-Hour \$ Rate (Straight Time)	Man-Hour \$ Rate (Overtime)	Man-Hour \$ Rate (Weekend/Holiday)
Security Gangway Watch	23.46	35.19	39.30
Security Officer	45.90	68.85	76.88
Maintenance Labor	75.48	113.22	126.43
Crane Operator	75.48	113.22	126.43

PILOTAGE:

**PILOTAGE
CHARGES**

Outbound/Inbound	\$0.1971 cents per Gross Registered Ton. Plus \$30.87 per feet of deep draft
Minimum Charge	
1. Less than 300 feet LOA (Round Trip): \$3,000	\$3,795
2. Every 100 feet LOA thereafter (Additional)	\$1,075
Shift Rates	
a. Wharf to wharf, wharf to anchor, or anchor to wharf	\$2,530
b. From No. Bay to So. Bay, or So. Bay to No. Bay	\$3,163
Pilot carried away from Station	
a. Actual expenses and per diem of:	\$950 per day
Uncorrected Orders	
a. When vessel's owner or agents do not correct their ETA within four (4) hours of last ETA given, compensation will be charged and applied starting at the last ETA given until arrival	\$633 per hour
Standing-By	
When a pilot is onboard a Ship, Tug or Pilot Boat standing -by for a vessel to arrive, shift or sail and the movement is delayed, a charge of \$500 per hour will be incurred: (1/4 hour charges thereafter)	\$633 per hour
All vessels, their tackle, apparel, furniture, their master, owners and Agents are jointly and severally liable for pilotage fees, which may be recovered in any court of competent jurisdiction	

**SECTION 4
MISCELLANEOUS SERVICES AND CHARGES**

APPLICATION

HOURLY EQUIPMENT RENTALS

Category		\$ Rate/Hour
Forklift	\$35 per hour, 1 hour min., ½ hour increments thereafter	\$35.00
POHB Boat	\$100 per hour plus Operator, 3 hour Minimum	\$100.00

BERTHING EQUIPMENT RENTALS

Gangway Rentals: Gangway rental periods shall commence from the time the vessel arrives at POHB berth and end at the time the vessel departs from POHB berth. Gangway rental periods shall include one (1) of the following available gangway sizes: TBD

LINES SERVICE RATE SCHEDULE

The manning and charges derived thereof shall be determined by POHB and the ILWU:

Service	Crew	Straight Time \$	Overtime \$	Holiday/Weekend \$
Handling Lines	2 men	530.40	795.60	888.42
Handling Lines	4 men	1082.22	1623.33	1812.72
Handling Lines	6 men	1606.50	2409.75	2690.89
Handling Lines	8 men	2196.06	3294.09	3678.40

Waiting Time: When Linesmen work six minutes past the two-hour minimum, an additional charge of \$75.00 per man for each 30 minutes will be added.

No Work Holidays: Contact POHB staff for updated holiday surcharges.

**SECTION 4
MISCELLANEOUS SERVICES AND CHARGES**

	APPLICATION
	<u>FRESH WATER RATES</u>
	<p>Service charge for connecting and disconnecting on straight time.....\$100.00</p> <p>Charge for each ton of fresh water.....\$1.88</p> <p>Monthly meter service charge.....\$25.00</p>
	<u>ELECTRIC SERVICE</u>
	<p>POHB will exercise reasonable care to provide adequate and continuous electric service but does not guarantee the same. POHB shall not be liable for injury, loss or damage resulting from any failure or curtailment of electric service. Electrical services will be billed at the most current Pacific Gas and Electric Advertised Rate.</p> <p>Service charge for connecting and disconnecting on straight time.....\$100.00</p> <p>Electrical adapters (monthly charge).....\$25.00</p> <p>Monthly meter service charge.....\$25.00</p>
	<u>OILY WASTE OR GARBAGE DISPOSAL</u>
	<p>Vessels requiring discharge of oily waste or garbage shall inquire of the Port's Terminal Manager for the name of the waste or garbage hauler and/or reception facilities permitted by the Port to receive, haul and dispose of such waste and/or garbage. Payment of charges for the services and equipment provided by the oily waste or garbage hauler and/or reception facility by the vessel, its agent, owner, charterer or any other party responsible for such payment of charges by the vessel.</p> <p>The oily waste or garbage hauler and/or reception facility is not an agent or employee of the Port, nor shall the Port be liable for any act, omission or negligence of any such oily waste or garbage hauler and/or reception facility. Rates and charges assessed vessels by the Port for the use of its facilities or services do not include this service nor insurance coverage for any potential liability of any oily waste or garbage hauler and/or reception facility permitted by the Port. The discharge by a vessel of oily waste or garbage at any terminal at POHB shall be allowed only in accordance with the terms of this tariff item and applicable Federal, State and local laws and regulations.</p> <p>If the vessel's agent, owner, charterer or crew requests the Port arrange such service, the Port will be invoiced for the service and in turn invoice the vessel at the cost plus 20% rebilling fee. Due to the billing delay from oily waste/garbage disposal vendor, said rebilling may be delayed and sent under separate invoice. A copy of the vendor's bill for services will be provided with Port's invoice.</p>

**SECTION 4
MISCELLANEOUS SERVICES AND CHARGES**

APPLICATION

FUEL FLOWAGE FEE

All bulk fuels including diesel and lube oil delivered to vessels berthed at POHB will be assessed a fuel flowage fee in the amount of four (4) cents per gallon. This fee will be assessed to the distributor providing the fuel and shall be reported with a copy of the fuel ticket and vessel detail including vessel name, captain's name and company contact information (address and phone) to POHB Office located at 601 Startare Drive, Eureka, CA 95502 upon departure of fueling the vessel. Fueling done outside of normal business hours must be reported to POHB office at (707)443-0801.

PASSENGER TRAFFIC SERVICES

Passengers embarking or disembarking from/to at-anchor vessels or piers for which POHB provides security shall be charged \$7.35 per person.

SECURITY FEE

In order to fulfill its responsibilities for security, including but not limited to responsibilities mandated under the Maritime Transportation Safety Act of 2002 and the U.S. Coast Guard Regulation 33 CFR 105, POHB may assess against and collect from ocean-going vessels, their owners, or operators for the use of the terminal working areas a Port Security Fee. Such fee, in the amounts set forth in this tariff, shall be in addition to all other fees and charges due under the tariff.

Port FSO and one (1) Security Gangway Watchman will be on duty two (2) hours prior to vessel arrival for required set-up and security preparation of docks, services will be charged at rates stated. See Item 305, OTHER LABOR SERVICES (Non-Stevedoring Operations).

At the Port's sole discretion, charges may be assessed to cargo and/or vessels for additional security costs associated with an increase in MARSEC levels mandated by the US Department of Homeland Security.

Minimum Port Security fee: **\$577.00** per vessel per day

**SECTION 5
WHARFAGE**

ITEM#	APPLICATION
	<p style="text-align: center;"><u>WHARFAGE GENERAL RULES</u></p> <p>(1) Limitations: Freight assessed full wharfage may be reshipped by water from same wharf where received or may be transferred direct to other wharves or facilities of POHB for reshipment or delivery without being subject to further assessment of wharfage.</p> <p>(2) Direct Transfer – Open Cars: All cargo handled direct between open cars and vessels will be subject to the full wharfage assessment.</p> <p>(3) Overside Vessels: Unless otherwise specified under individual commodity items, all cargo loaded or discharged overside of vessel directly to or from another vessel, barge, lighter, raft, to or from water while vessel is berthed at wharf, shall be assessed one-half (1/2) the regular rates due according to ship's manifest and the respective traffic and commodity classifications of the cargo.</p> <p>(4) Exemptions: Ship's stores, fuel handled overside vessels and repair materials and supplies, all when intended for vessel's own use, consumption or repairs, will be exempt from assessment of wharfage unless POHB employees are required to receipt for such supplies or stores as may be received or unloaded on wharf.</p> <p>Note: Ballast, dunnage lumber or materials ostensibly not for use in stowage of freight loaded at the wharves of POHB and lining lumber for use in lining vessels for grain or other bulk commodities, will not be considered as ship's stores and shall be subject to wharfage and such other charges as may be incurred.</p>
	<p style="text-align: center;"><u>WHARFAGE RATES</u></p> <p>Rates are in cents per 1,000 kilograms (metric ton) unless otherwise provided in individual items. Note: When, in any calendar year, forest products originating from a single shipper exceed 1,000,000 FBM or 1,000,000 Kilograms, POHB reserves the right to negotiate wharfage rates.</p> <p style="text-align: center;"><u>SERVICE & FACILITIES GENERAL RULES</u></p> <p>Definition: Service and facility charges do not include any cargo handling, loading, unloading, wharfage, dockage or any other charges than that which is essential to performing the service. It does not include the furnishing of supercargoes, supervisors or clerks, which by the custom of the Port are normally employed by the vessel, its owner, operator or agent.</p> <p>No person other than a POHB employee or person designated in writing by POHB to perform such services shall be permitted to perform the services covered by this definition.</p> <p>Withdrawn Cargo: Full inbound or outbound service and facilities charge will be assessed on cargo received at or on POHB facilities</p>

**SECTION 5
WHARFAGE**

APPLICATION				
With Exception of Freight NOS, Commodities Are "Generally" Listed in Alphabetical Order	Wharfage	Service & Facility		Delivery
	<p>Freight, NOS</p> Import/Inbound per 1,000 kgs \$11.03 \$54.49 Export/Outbound Traffic per 1,000 kgs \$11.03 \$54.49			
<p>Service & Facilities, NOS Inbound</p> 0-1,000 kgs per unit \$23.06 In \$14.56 Out 1,000-3,000 kgs per unit \$13.24 In \$10.99 Out 3,000 kgs or more per unit \$9.12 In \$9.12 Out Handled direct between vessels open vehicles or water \$3.73 In \$3.73 Out				
<p>Boats, Pleasure</p> Import, per 1,000 kgs \$30.26 \$23.35 M/H Export, per Cubic Meter \$2.36 \$4.00				
<p>Houses or Buildings, Modules</p> Fabricated, KD or in Flat Sections \$9.39 \$12.91 \$8.99				
<p>Logs, Viz (Namely)</p> Logs, Bolts or Peelers per 1,000 FBM Scribner Scale - Between vessel & dock \$9.99 \$8.12 Ex-Water \$4.65 \$3.73				
<p>Lumber/Lumber Products</p> Lumber, per 1,000 FBM: NOS \$6.27 \$19.13 \$13.30 Piling, Poles, Posts or Cants per 1,000 FBM (Brereton Scale) \$6.27 \$6.16 Plywood, Veneered Wood, or Wood Hardboard, per 1,000 kgs \$5.94 \$17.30 \$12.89				
<p>Note: Small Lots Fee: A charge of \$100 will be assessed against inbound Lumber for bills of lading below 20 metric tons</p>				
<p>Note: When Hardwood Lumber of Logs are manifested per weight, the following ratios will be used to determine the FBM: Lumber - 3.5 lbs. per FBM; Logs - 4.5 lbs per FBM. When Hardwood Lumber or Softwood Lumber is manifested per cbm, the following ratio will be used to determine the FBM: 2.36 cbm per MFBM.</p>				

**SECTION 5
WHARFAGE**

APPLICATION			
	WHARFAGE	SERVICE & FACILITY	DELIVERY
Machinery, Farm & Construction Equip. Machinery, Farm & Construction Equipment & Parts, non-drivable. See Note NOS up to 24,000 kgs per unit	\$11.27	\$17.89	\$9.91
Farm & Construction Equipment, kgs Assembled & drivable up to 24,000 See Note per unit	\$11.27	\$17.89	\$9.91
Farm & Construction Equipment & Issued: 07/16/09 Parts, drivable & non-drivable, units weight 24, 000 kgs and over	\$11.27	\$14.10	\$7.02
Direct Load or Discharge between Truck/Railcar & Ship	\$11.27 \$11.27	\$14.10	\$7.07 \$3.83
Ro-Ro Machinery, Ro-Ro Cargo Loading, not including lashing and securing	\$11.27	\$7.02 \$316.53 per car	\$6.04
Metals, NOS, weighing 0-999 kgs per unit	\$10.91	\$31.30	\$9.52
Metals, 1,000-1.999 kgs per unit	\$10.91	\$13.76	\$9.52
Metals, 2,000-2,999 kgs per unit	\$10.91	\$11.56	\$9.52
Metals, 3,000 kgs and over per unit	\$10.91	\$9.42	\$9.52
Note: Small Lots Fee: A charge of \$100 will be assessed against inbound Metals for bills of lading below 20 metric tons			
Paper/Paper Products NOS	\$5.69	\$26.40	\$6.32
Scrap or wastepaper or pulpboard, in machine-pressed bales	\$5.69	\$23.63	\$7.47
Pulp Paper/wood (except screenings, tailings or wetlaps), compressed bales when received unitized for forklift handling:			
0-1,000 tons per vessel	\$3.93	\$26.40	\$6.32
1,000 tons or over	\$3.93	\$23.63	\$6.32

**SECTION 6
DEMURRAGE & STORAGE RATES**

APPLICATION

DEMURRAGE & STORAGE GENERAL RULES

Computing Free Time: Free time is inclusive of Saturdays, Sundays and holidays. Free time starts on the day the cargo is delivered to or received by the terminal. Unless otherwise stipulated or agreed upon by POHB, free time will be allowed for ten (10) days on inbound cargo and ten (10) days on outbound cargo.

On all outbound or export cargo, the terminal may grant up to twenty (20) days assembly time beyond the regular free time allowance to assemble cargo for a particular vessel or shipment.

Any cargo which occupies space beyond the allowed free time will be assessed wharf demurrage charges in accordance with this tariff unless arrangements have been made for storage.

STORAGE & STORAGE CHARGES

Goods or merchandise for storage will only be accepted by POHB provided prior arrangements have been made. Any cargo that is not designated for a particular vessel or shipment will be considered as goods or merchandise delivered for storage purposes.

Storage charges on all goods and merchandise stored at POHB's facilities will become due and payable as invoiced. Storage charges are solely the charges for use of space in the warehouse or yard and do not include charges for any other service.

Storage charges will be assessed per month or part thereof, commencing on the days the goods or merchandise is received by POHB until the day it is removed from the Port premises. Storage rates are based on square footage and availability. Contact POHB personnel for current rates.


DEMURRAGE RATES

Per day, weight or measure, whichever produces the greatest revenue:

Commodity	1,000 kgs.	Cubic Meter
All Freight NOS – Inbound.....	\$.63	\$.44
All Freight NOS – Outbound.....	\$.573	\$.44

STORAGE RATES

Outside Storage rate at Redwood Marine Terminal berths 1 & 2 \$0.15 per foot per day.



Humboldt Bay Harbor District Equipment Fee Schedule

SERVICE OR CHARGE	FEE OR RATE Effective 10/01/2022
Harbor District Boats (plus personnel costs)	Port Authority Boat*: \$120/hour - 2 hour minimum Fire Boat*: \$600/hour - 2 hour minimum Work Boat (Bar Fly)*: \$120/hour - 2 hour minimum Aluminum Skiff*: \$100/hour - 2 hour minimum Barge (30'): \$800 per 24 hours Barge (30'): \$2,500 for 7 days Barge (30'): \$10,000 for 30 days *Staff time and fuel billed at actual cost
Pontoon Boat (plus personnel costs)	\$100/hour - 2 hour minimum
Containment Boom	Actual cost of deployment and cleaning
Absorbant Pad (includes disposal cost)	\$1.75 per pad
Absorbant Boom	\$45/8' section
Bag of Sweep	\$120
Personnel (salary plus benefits times actual time)	Actual Cost
VideoRay Explorer Micro-submersible ROV 130' depth	\$250/day +personnel cost
35 KW Generator	\$215/day +fuel
Whacker Light Stand	\$112/day +fuel
Oil Spill Trailer	\$200/day +replacement of consumables plus decontamination
Side Scan Sonar	\$500/day +personnel costs
Security Zone Buoy System	\$1000 per 24 hour period (installed)
All Other Specialized Equipment	At the discretion of Executive Director

Rates effective 12-01-2019 As per Humboldt Bay Harbor District Board Resolution 2019-14

Rates effective 10-01-2022 As per Humboldt Bay Harbor District Board Resolution 2022-10

**Humboldt Bay Harbor District
Redwood Marine Terminal I Fee Schedule**

Service/Charge	Effective 12/1/2019
REDWOOD MARINE TERMINAL I Monthly Storage	\$0.30 per sq ft/month
Annual Storage	\$0.27 per sq ft/month (paid in advance)
Outside Storage	\$0.15 per sq ft/mo (no yearly discount)
Moorage	\$0.42 per foot/day



7. Financial Report

- i. Approve November financial reports: Balance Sheet, Profit and Loss, and Budget to Actual.**
- ii. Approve Cash Flow Report for November 2025.**
- iii. Review and approve proposed accounts receivable entry for current year.**
- iv. Review and approve new payroll service provider to be effective 01/01/2026.**
- v. Review status of abandoned vessels.**
- vi. Review status of grant reimbursements.**
- vii. Review Fashion Blacksmith Inc. arbitration award and payment schedule.**
- viii. Review and approve California Special Districts Association annual membership renewal for \$7,098.00.**
- ix. California Public Records Act (CPRA) update.**
- x. Faithful performance bond update.**

Balance Sheet by Month

Crescent City Harbor District

As of November 30, 2025

Distribution account	Jun 30 - Jun 30 2025	July 2025	August 2025	September 2025	October 2025	November 2025
Assets						
Current Assets						
Bank Accounts						
1003 CCHD Checking #4766	48,767	128,312	45,645	21,136	33,012	25,963
1005 LAIF Reserve	304,687	273,877	273,877	273,877	276,929	276,929
1008 QB Payment Clearing Account	8,774	2,794	4,109	2,873	12,304	2,870
1001 Bayside Checking #1766	50	20	20	14	7	7
Stripe (required for Synder)	-173	-173	-173	-173	-173	-173
1004 CCHD Savings #4774	5,021	5,021	5,021	5,021	5,021	5,021
1006 RHV Checking #0707	500	500	500	500	500	500
Total for Bank Accounts	367,626	410,351	328,999	303,248	327,600	311,117
Accounts Receivable						
1100 Accounts Receivable	22,775	4,271	9,952	17,090	20,381	37,174
1102 Tax Proceeds Receivable	293,129	293,129	293,129	293,129	293,129	293,129
Total for Accounts Receivable	315,904	297,400	303,081	310,219	313,509	330,303
Other Current Assets						
1200 Other Current Assets						
1201 Commercial Lease Receivables	717,750	717,750	717,750	717,750	717,750	717,750

Balance Sheet by Month

Crescent City Harbor District

As of November 30, 2025

Distribution account	Jun 30 - Jun 30 2025	July 2025	August 2025	September 2025	October 2025	November 2025
1202 Deferred Pension Contributions	277,459	277,459	277,459	277,459	277,459	277,459
1206 PrePaid Expenses	1,600	1,600	1,600	1,600	1,600	1,600
1208 Loans to Employees / Payroll Advances	0	0	0	0	0	0
1205 Withholding Receivable	84,070	84,070	84,070	84,070	84,070	84,070
Total for 1200 Other Current Assets	1,080,879	1,080,879	1,080,879	1,080,879	1,080,879	1,080,879
1300 Inventory						
1302 Inventory Asset	0	0	0	0	0	0
1301 Gift Shop Purchases	10,154	10,154	10,154	10,154	10,154	10,154
Total for 1300 Inventory	10,154	10,154	10,154	10,154	10,154	10,154
Taxes Receivable	65,432	0	0	0	0	0
1250 Undeposited Funds	16,382	1,074	6,012	9,590	7,277	11,592
1214 Grant Receivable	45,915	45,915	45,915	45,915	45,915	45,915
Total for Other Current Assets	1,218,762	1,138,022	1,142,960	1,146,538	1,144,225	1,148,540
Total for Current Assets	1,902,292	1,845,773	1,775,041	1,760,005	1,785,334	1,789,960
Fixed Assets						
1580 Accumulated Depreciation	-51,222,894	-51,541,886	-51,860,878	-52,179,870	-52,498,863	-52,817,855
1460 CIP So Beach Bathroom	11,990	11,990	11,990	11,990	11,990	11,990

Balance Sheet by Month

Crescent City Harbor District

As of November 30, 2025

Distribution account	Jun 30 - Jun 30 2025	July 2025	August 2025	September 2025	October 2025	November 2025
1465 CIP - Seawall Project	3,000	3,000	3,000	3,000	3,000	3,000
1490 Land Cost	465,511	465,511	465,511	465,511	465,511	465,511
1500 Depreciable Assets						
1520 Vehicles	15,217	15,217	15,217	15,217	15,217	15,217
1550 Leased Vehicle	147,395	147,395	147,395	147,395	147,395	147,395
1570 Streets, Roads and Parks	707,691	707,691	707,691	707,691	707,691	707,691
Total for 1500 Depreciable Assets	870,303	870,303	870,303	870,303	870,303	870,303
1510 Machinery / Equipment	357,501	357,501	357,501	357,501	357,501	357,501
1530 Buildings and Improvements	4,606,514	4,606,514	4,606,514	4,606,514	4,606,514	4,606,514
1540 Marina, Wharves, and Docks	61,733,331	61,733,331	61,733,331	61,733,331	61,733,331	61,733,331
1560 Sewer Lift Station	33,655	33,655	33,655	33,655	33,655	33,655
1450 CIP - Citizens Dock	213,984	213,984	216,054	216,054	216,054	232,229
1455 CIP - Harbor Dev & Design	114,177	125,139	157,451	166,511	366,044	371,669
Total for Fixed Assets	17,187,072	16,879,042	16,594,432	16,284,499	16,165,040	15,867,848
Other Assets	0	0	0	0	0	0
Total for Assets	19,089,364	18,724,815	18,369,473	18,044,505	17,950,374	17,657,808
Liabilities and Equity						
Liabilities						
Current Liabilities						

Balance Sheet by Month

Crescent City Harbor District

As of November 30, 2025

Distribution account	Jun 30 - Jun 30 2025	July 2025	August 2025	September 2025	October 2025	November 2025
Accounts Payable						
1600 Accounts Payable (A/P)	108,833	104,975	112,283	132,594	272,121	285,237
Total for Accounts Payable	108,833	104,975	112,283	132,594	272,121	285,237
Credit Cards						
1700 Credit Card Accounts						
1701 Home Depot	902	92	0	0	0	0
1702 USBank	2,460	2,081	1,491	1,319	2,359	1,534
Total for 1700 Credit Card Accounts	3,362	2,173	1,491	1,319	2,359	1,534
Total for Credit Cards	3,362	2,173	1,491	1,319	2,359	1,534
Other Current Liabilities						
2000 Current Liabilities						
2004 Current Auto Lease Liability	33,388	33,388	33,388	33,388	33,388	33,388
2002 Interest Payable	134,102	134,102	134,102	134,102	134,102	134,102
2001 Customer Deposits & PrePayments	32,972	9,600	9,600	9,600	9,600	9,600
2005 Valid Credit Due Customer	0	0	0	0	0	0
Total for 2000 Current Liabilities	200,462	177,090	177,090	177,090	177,090	177,090
1900 Payroll Liabilities						
1904 Pension Defer Cash In-	45,977	45,977	45,977	45,977	45,977	45,977

Balance Sheet by Month

Crescent City Harbor District

As of November 30, 2025

Distribution account	Jun 30 - Jun 30 2025	July 2025	August 2025	September 2025	October 2025	November 2025
flows						
1906 Accrued Payroll Liabilities	28,540	28,540	28,540	28,540	28,540	28,540
1907 Compensated Absences	42,369	42,369	42,369	42,369	42,369	42,369
1910 Payroll Clearing	784	900	900	900	-1,235	900
1903 Garnishments	0	0	0	0	0	499
Total for 1900 Payroll Liabilities	117,669	117,786	117,786	117,786	115,651	118,284
2006 Accrued Expenses	3,204	3,467	3,805	2,129	0	0
CDTFA Payable	234	274	312	333	341	344
1800 CDTFA / TOT sales tax due	109	109	109	109	109	109
1801 CDTFA Sales Tax	99	99	99	65	65	-14
1802 TOT	-489	-489	-489	-489	-489	-489
Total for 1800 CDTFA / TOT sales tax due	-281	-281	-281	-315	-315	-394
Total for CDTFA Payable	-46	-7	31	18	26	-50
Total for Other Current Liabilities	321,288	298,335	298,712	297,023	292,767	295,324
Total for Current Liabilities	433,482	405,483	412,485	430,936	567,247	582,095
Long-term Liabilities						
2100 Long term debt	0	0	0	0	0	0
2103 Lease Liability	717,750	717,750	717,750	717,750	717,750	717,750
2110 Fashion Blacksmith	2,350,000	2,350,000	2,350,000	2,350,000	2,350,000	2,350,000

Balance Sheet by Month

Crescent City Harbor District

As of November 30, 2025

Distribution account	Jun 30 - Jun 30 2025	July 2025	August 2025	September 2025	October 2025	November 2025
Settlement Payable						
2104 Net Pension Liability	923,771	923,771	923,771	923,771	923,771	923,771
2102 USDA Loan	4,598,781	4,598,781	4,598,781	4,598,781	4,598,781	4,598,781
2101 Dwelley / Frazier Note Bayside RV Park	0	0	0	0	0	0
2105 Fashion Blacksmith Payable	1,086,769	1,086,769	1,086,769	1,086,769	1,086,769	1,086,769
Total for 2100 Long term debt	9,677,070	9,677,070	9,677,070	9,677,070	9,677,070	9,677,070
Total for Long-term Liabilities	9,677,070	9,677,070	9,677,070	9,677,070	9,677,070	9,677,070
Total for Liabilities	10,110,553	10,082,553	10,089,556	10,108,006	10,244,317	10,259,166
Equity						
Net Income	-3,791,501	-336,549	-698,893	-1,042,312	-1,272,754	-1,580,168
2350 Opening Balance Equity	27,728,836	27,728,836	27,728,836	27,728,836	27,728,836	27,728,836
2300 Retained Earnings	-14,958,525	-18,750,026	-18,750,026	-18,750,026	-18,750,026	-18,750,026
Total for Equity	8,978,811	8,642,262	8,279,917	7,936,498	7,706,057	7,398,642
Total for Liabilities and Equity	19,089,364	18,724,815	18,369,473	18,044,505	17,950,374	17,657,808

Profit and Loss by Month

Crescent City Harbor District

July-November, 2025

Distribution account	July 2025	August 2025	September 2025	October 2025	November 2025	Total
Income						
2400 Commercial Revenue						
2401 Commercial Fees Additional	21,838	10,003	10,039	27,213	3,710	72,802
2402 Commercial Hoist Leases	24,540	24,540	24,540	24,540	24,540	122,700
2403 Commercial Leases	30,046	29,985	32,183	30,164	29,349	151,726
2407 Commercial Utilities	1,132	1,199	1,295	1,399	1,143	6,168
2409 Freezer Rental	666	666	666	666	666	3,330
2410 Poundage Fees	546		1,131	11,024	504	13,205
Total for 2400 Commercial Revenue	78,768	66,392	69,853	95,005	59,912	\$369,930
2600 Services & Fees						
2601 Equipment Rental		48		48		96
2602 No Insurance Fee	4,140	4,320	4,860	4,500	3,960	21,780
2603 Fees & Sales Additional	164	131	41	25	24	384
2604 Event Rentals	2,246	140				2,386
2605 Permits Fish Sales	150	150	450			750
2607 Late Payment Fee	270	480	510	690	390	2,340
2608 Launch Permit Fees	3,122	1,970	1,584	416	49	7,141
2609 Laundry Sales		54	90	10	50	204
2610 Live-a-Board Fees	960	720	720	720	720	3,840
2611 Mobile Crane Rental	360	180		1,224	588	2,352

Profit and Loss by Month

Crescent City Harbor District

July-November, 2025

Distribution account	July 2025	August 2025	September 2025	October 2025	November 2025	Total
2612 Storage Revenue	2,872	2,464	2,384	2,099	1,299	11,119
2613 Utilities Marina	1,593	1,391	1,533	2,247	2,303	9,065
2614 Work Dock Use		350				350
2615 Surcharge / Admin Fee	120	210	450	210	210	1,200
Total for 2600 Services & Fees	15,997	12,608	12,622	12,188	9,593	\$63,008
2700 Moorage - Slip Rentals						
2701 Rec Slip Rentals / Dockwa	39,638	29,788	15,734	47,777	56,693	189,630
Total for 2700 Moorage - Slip Rentals	39,638	29,788	15,734	47,777	56,693	\$189,630
2800 RV Parks Revenue Operations						
2801 RV Bayside Leases	15,300	15,600	15,335	15,300	14,300	75,835
2802 RV BS Dump Station	90	60	40	15		205
2803 RV BS Fees	120	120	120	120	120	600
2804 RV BS Freezers	10	15	15	15	15	70
2805 RV BS Laundry	60	90	100	46	70	366
2808 RV RHV Laundry	53	20	60			133
2809 RV Guest Rentals	16,720	9,586	4,546	4,722	1,350	36,924
Total for 2800 RV Parks Revenue Operations	32,353	25,491	20,216	20,217	15,855	\$114,132
3000 Sales of Product Revenue						
3001 Gift Shop Sales	473	222	262	94	35	1,087

Profit and Loss by Month

Crescent City Harbor District

July-November, 2025

Distribution account	July 2025	August 2025	September 2025	October 2025	November 2025	Total
Total for 3000 Sales of Product Revenue	473	222	262	94	35	\$1,087
3099 Uncategorized Revenue				5		5
Stripe sales	-214					-214
Total for Income	167,014	134,500	118,688	175,287	142,088	\$737,577
Cost of Goods Sold						
3100 Cost of Goods Sold						
3102 Laundry Expense		27	45	5	25	102
Total for 3100 Cost of Goods Sold		27	45	5	25	\$102
Total for Cost of Goods Sold		27	45	5	25	\$102
Gross Profit	167,014	134,473	118,643	175,282	142,063	\$737,475
Expenses						
3200 Advertising						
3201 Ads and Notices	800	104	389		451	1,744
Total for 3200 Advertising	800	104	389		451	\$1,744
3300 Auto Expenses						
3301 Fuel Expenses	538	80	120	195	255	1,188
3302 Maintenance and Repair	676	655		140	64	1,536
3303 Truck Leases/Auto Exp	3,509	3,509	3,509	3,509	3,509	17,547
Total for 3300 Auto Expenses	4,723	4,245	3,629	3,844	3,828	\$20,270

Profit and Loss by Month

Crescent City Harbor District

July-November, 2025

Distribution account	July 2025	August 2025	September 2025	October 2025	November 2025	Total
3400 Bank Fees / Surcharges						
3401 Bank Fees	58	47	34	34	28	202
3402 Merchant Fees	493	274	119	137	51	1,074
3404 QuickBooks Payments Fees	699	605	443	963	472	3,183
Total for 3400 Bank Fees / Surcharges	1,250	926	596	1,134	552	\$4,458
3500 Dues	98	0	0	0	144	242
3600 Contractors Operations						
3602 Outside Services	1,009	1,168		1,055	243	3,475
Total for 3600 Contractors Operations	1,009	1,168		1,055	243	\$3,475
3700 Insurance Policies						
3701 Auto Insurance	2,234	2,240	2,240	2,240		8,955
3702 Liability & Property Policies	45,764	12,575	12,575	12,575	12,575	96,062
3703 Workers Comp	3,467	5,036	2,129	0	-3,603	7,029
Total for 3700 Insurance Policies	51,465	19,851	16,944	14,815	8,972	\$112,046
3800 Interest Expense						
3800 Interest Expense			1		41	\$41
3805 Finance Charges	150	53	54	52		308
Total for 3800 Interest Expense	150	53	54	52	41	\$349
3900 Professional Fees / Consultants						
3903 Attorney Professional Services Legal	9,965	4,570	4,975	2,425	1,830	23,765

Profit and Loss by Month

Crescent City Harbor District

July-November, 2025

Distribution account	July 2025	August 2025	September 2025	October 2025	November 2025	Total
3908 IT Services	1,730		3,700	1,850	1,842	9,122
3909 IT Reimbursements	350	44	675	185	185	1,439
Total for 3900 Professional Fees / Consultants	12,045	4,614	9,350	4,460	3,857	\$34,326
4000 Office / General operations						
4002 Office Equipment Leases	424	424	424	424	511	2,207
4003 Office Expenses	441	437	294			1,173
4004 Permits / Licenses	1,030				21,713	22,743
4006 Subscriptions & Software	1,529	3,953	1,682	2,707	1,447	11,318
4007 Uniform Expenses	206	530	643	381	197	1,957
4008 Website & Hosting Expenses	340	340	340	340	340	1,700
4025 Recruitment Expense		145		45		190
4026 Taxes and License	680	363		31		1,075
4028 Postage & Shipping		78		78		156
Total for 4000 Office / General operations	4,651	6,269	3,383	4,007	24,209	\$42,519
5000 Payroll Expenditures						
5001 Payroll Expenses	52,750	88,457	51,203	51,425	50,324	294,159
5002 Payroll Benefits	10,280	8,281	9,686	12,394	9,647	50,288
5003 Health Benefits	13,741	13,741	13,741	13,741	13,630	68,595

Profit and Loss by Month

Crescent City Harbor District

July-November, 2025

Distribution account	July 2025	August 2025	September 2025	October 2025	November 2025	Total
5005 Payroll Tax Expenses	4,161	6,849	4,092	4,095	3,838	23,036
5006 Commissioner Expense	3,000	3,000	3,000	3,000	3,000	15,000
5015 Payroll Processing Expense	3,445	2,450	2,590	2,590	1,445	12,520
Total for 5000 Payroll Expenditures	87,377	122,778	84,312	87,246	81,884	\$463,597
5100 Repairs / Maintenance						
5104 Repairs General	1,176		1,145	819	415	3,555
Total for 5100 Repairs / Maintenance	1,176		1,145	819	415	\$3,555
5200 Supplies, Materials & Fuel						
5201 Maintenance Supplies / Materials	1,122	1,933	1,963	1,672	1,547	8,238
5202 Operations Supplies / Materials	86	491	866	877	293	2,614
5203 Fuel Maintenance	642	1,553	917	955	771	4,838
Total for 5200 Supplies, Materials & Fuel	1,851	3,977	3,747	3,504	2,611	\$15,689
5300 Travel / Training						
5307 Trainings / Meetings			340			340
Total for 5300 Travel / Training			340			\$340
5500 Utilities						
5501 Electricity	6,454	1,231	6,009	619	2,157	16,471
5502 Propane	1,183	60	1,194	836	602	3,876
5503 Telephone	1,132	1,101	1,066	1,068	1,068	5,435

Profit and Loss by Month

Crescent City Harbor District

July-November, 2025

Distribution account	July 2025	August 2025	September 2025	October 2025	November 2025	Total
5504 Water & Sewer Service	4,532	3,492	2,908	3,225	3,000	17,158
5505 Trash & Recycle	7,402	7,491	7,491	7,500	7,491	37,376
5506 WI-FI / Internet Services	460	464	508	451	451	2,335
Total for 5500 Utilities	21,165	13,840	19,177	13,700	14,769	\$82,651
Total for Expenses	187,761	177,826	143,066	134,635	141,974	\$785,262
Net Operating Income	-20,746	-43,352	-24,423	40,647	89	-\$47,786
Other Income						
5750 Grant Income				44,907		44,907
5800 Interest Income	3,190					\$3,190
5802 LAIF Investment Gain				3,052		3,052
Total for 5800 Interest Income	3,190			3,052		\$6,242
6000 Tax Proceeds						
6001 Property Tax	0				11,488	11,488
Total for 6000 Tax Proceeds	0				11,488	\$11,488
Total for Other Income	3,190			47,959	11,488	\$62,637
Other Expenses						
6203 Penalties & Fines			3	55		58
6500 Depreciation	318,992	318,992	318,992	318,992	318,992	1,594,961
Total for Other Expenses	318,992	318,992	318,996	319,047	318,992	\$1,595,020

Profit and Loss by Month

Crescent City Harbor District
July-November, 2025

Distribution account	July 2025	August 2025	September 2025	October 2025	November 2025	Total
Net Other Income	-315,802	-318,992	-318,996	-271,088	-307,504	-\$1,532,382
Net Income	-336,549	-362,345	-343,419	-230,442	-307,415	-\$1,580,168

Crescent City Harbor District

Budget vs. Actuals

July - November, 2025

	TOTAL		
	ACTUAL	BUDGET	OVER BUDGET
Income			
2400 Commercial Revenue			
2401 Commercial Fees Additional	72,802.28		72,802.28
2402 Commercial Hoist Leases	122,700.00	113,944.43	8,755.57
2403 Commercial Leases	151,725.87	230,000.00	-78,274.13
2407 Commercial Utilities	6,167.58	11,388.88	-5,221.30
2409 Freezer Rental	3,330.00	3,330.00	0.00
2410 Poundage Fees	13,204.74	12,800.00	404.74
Total 2400 Commercial Revenue	369,930.47	371,463.31	-1,532.84
2600 Services & Fees			
2601 Equipment Rental	96.00	0.00	96.00
2602 No Insurance Fee	21,780.00	12,500.00	9,280.00
2603 Fees & Sales Additional	384.00		384.00
2604 Event Rentals	2,386.00	625.00	1,761.00
2605 Permits Fish Sales	750.00	500.00	250.00
2606 Key Fob Sales		250.00	-250.00
2607 Late Payment Fee	2,340.00	1,875.00	465.00
2608 Launch Permit Fees	7,141.00	6,250.00	891.00
2609 Laundry Sales	204.00	500.00	-296.00
2610 Live-a-Board Fees	3,840.00	3,811.00	29.00
2611 Mobile Crane Rental	2,352.00	3,125.00	-773.00
2612 Storage Revenue	11,119.25	15,000.00	-3,880.75
2613 Utilities Marina	9,065.26	12,500.00	-3,434.74
2614 Work Dock Use	350.00	500.00	-150.00
2615 Surcharge / Admin Fee	1,200.00	1,100.00	100.00
2616 Harbor Fees Additional		900.00	-900.00
2617 Non-Taxable labor fees		500.00	-500.00
Total 2600 Services & Fees	63,007.51	59,936.00	3,071.51
2700 Moorage - Slip Rentals			
2701 Rec Slip Rentals / Dockwa	189,629.84	233,333.35	-43,703.51
Total 2700 Moorage - Slip Rentals	189,629.84	233,333.35	-43,703.51
2800 RV Parks Revenue Operations			
2801 RV Bayside Leases	75,835.00	77,500.00	-1,665.00
2802 RV BS Dump Station	205.00	50.00	155.00
2803 RV BS Fees	600.00	1,500.00	-900.00
2804 RV BS Freezers	70.00	75.00	-5.00
2805 RV BS Laundry	365.50	1,000.00	-634.50
2806 RV RHV Leases		0.00	0.00
2808 RV RHV Laundry	132.50	250.00	-117.50
2809 RV Guest Rentals	36,923.86	17,500.00	19,423.86
Total 2800 RV Parks Revenue Operations	114,131.86	97,875.00	16,256.86
3000 Sales of Product Revenue			
3001 Gift Shop Sales	1,087.07	833.35	253.72

Crescent City Harbor District

Budget vs. Actuals

July - November, 2025

	TOTAL		
	ACTUAL	BUDGET	OVER BUDGET
Total 3000 Sales of Product Revenue	1,087.07	833.35	253.72
3099 Uncategorized Revenue	4.50		4.50
Stripe sales	-213.82		-213.82
Total Income	\$737,577.43	\$763,441.01	\$ -25,863.58
Cost of Goods Sold			
3100 Cost of Goods Sold			
3101 Gift Shop Items		500.00	-500.00
3102 Laundry Expense	102.00		102.00
Total 3100 Cost of Goods Sold	102.00	500.00	-398.00
Total Cost of Goods Sold	\$102.00	\$500.00	\$ -398.00
GROSS PROFIT	\$737,475.43	\$762,941.01	\$ -25,465.58
Expenses			
3200 Advertising			
3201 Ads and Notices	1,744.25	1,500.00	244.25
Total 3200 Advertising	1,744.25	1,500.00	244.25
3300 Auto Expenses			
3301 Fuel Expenses	1,187.66	1,500.00	-312.34
3302 Maintenance and Repair	1,535.57	1,500.00	35.57
3303 Truck Leases/Auto Exp	17,546.70	18,750.00	-1,203.30
Total 3300 Auto Expenses	20,269.93	21,750.00	-1,480.07
3400 Bank Fees / Surcharges			
3401 Bank Fees	201.75	625.00	-423.25
3402 Merchant Fees	1,073.72	208.35	865.37
3404 QuickBooks Payments Fees	3,182.55	3,750.00	-567.45
Total 3400 Bank Fees / Surcharges	4,458.02	4,583.35	-125.33
3500 Dues	241.50	2,400.00	-2,158.50
3600 Contractors Operations			
3602 Outside Services	3,475.42	12,500.00	-9,024.58
Total 3600 Contractors Operations	3,475.42	12,500.00	-9,024.58
3700 Insurance Policies			
3701 Auto Insurance	8,954.80	10,000.00	-1,045.20
3702 Liability & Property Policies	96,062.49	95,300.00	762.49
3703 Workers Comp	7,028.98	16,666.65	-9,637.67
Total 3700 Insurance Policies	112,046.27	121,966.65	-9,920.38
3800 Interest Expense	41.12		41.12
3802 USDA Interest		162,000.00	-162,000.00
3803 FB Arbitration Award		0.00	0.00
3804 FB Judgement		0.00	0.00
3805 Finance Charges	308.23	2,166.00	-1,857.77
Total 3800 Interest Expense	349.35	164,166.00	-163,816.65
3900 Professional Fees / Consultants			

Crescent City Harbor District

Budget vs. Actuals

July - November, 2025

	TOTAL		
	ACTUAL	BUDGET	OVER BUDGET
3901 Accounting		28,125.00	-28,125.00
3902 Auditing		24,000.00	-24,000.00
3903 Attorney Professional Services Legal	23,764.90	25,000.00	-1,235.10
3904 Additional Non-Attorney		5,000.00	-5,000.00
3905 Legal Reimbursements		2,500.00	-2,500.00
3906 Engineering		8,333.35	-8,333.35
3908 IT Services	9,121.94	10,000.00	-878.06
3909 IT Reimbursements	1,439.03		1,439.03
Total 3900 Professional Fees / Consultants	34,325.87	102,958.35	-68,632.48
4000 Office / General operations			
4002 Office Equipment Leases	2,206.54	2,708.35	-501.81
4003 Office Expenses	1,172.83	1,500.00	-327.17
4004 Permits / Licenses	22,743.00	4,250.00	18,493.00
4006 Subscriptions & Software	11,318.49	11,229.15	89.34
4007 Uniform Expenses	1,957.03	1,766.66	190.37
4008 Website & Hosting Expenses	1,700.00	1,750.00	-50.00
4025 Recruitment Expense	190.00		190.00
4026 Taxes and License	1,074.81		1,074.81
4028 Postage & Shipping	156.00	250.00	-94.00
Total 4000 Office / General operations	42,518.70	23,454.16	19,064.54
5000 Payroll Expenditures			
5001 Payroll Expenses	294,158.65	280,200.00	13,958.65
5002 Payroll Benefits	50,287.76	61,000.00	-10,712.24
5003 Health Benefits	68,595.37	61,000.00	7,595.37
5005 Payroll Tax Expenses	23,035.51		23,035.51
5006 Commissioner Expense	15,000.00	15,000.00	0.00
5015 Payroll Processing Expense	12,520.00	12,500.00	20.00
Total 5000 Payroll Expenditures	463,597.29	429,700.00	33,897.29
5100 Repairs / Maintenance			
5102 Operations Purchases		2,083.35	-2,083.35
5104 Repairs General	3,555.00	18,750.00	-15,195.00
Total 5100 Repairs / Maintenance	3,555.00	20,833.35	-17,278.35
5200 Supplies, Materials & Fuel			
5201 Maintenance Supplies / Materials	8,237.59	6,250.00	1,987.59
5202 Operations Supplies / Materials	2,613.52	3,125.00	-511.48
5203 Fuel Maintenance	4,838.08	3,125.00	1,713.08
Total 5200 Supplies, Materials & Fuel	15,689.19	12,500.00	3,189.19
5300 Travel / Training			
5307 Trainings / Meetings	340.00	1,000.00	-660.00
Total 5300 Travel / Training	340.00	1,000.00	-660.00
5500 Utilities			
5501 Electricity	16,470.73	62,500.00	-46,029.27

Crescent City Harbor District

Budget vs. Actuals

July - November, 2025

	TOTAL		
	ACTUAL	BUDGET	OVER BUDGET
5502 Propane	3,876.07	3,855.54	20.53
5503 Telephone	5,435.40	5,000.00	435.40
5504 Water & Sewer Service	17,157.52	17,244.44	-86.92
5505 Trash & Recycle	37,375.76	48,194.44	-10,818.68
5506 WI-FI / Internet Services	2,335.27	2,627.78	-292.51
Total 5500 Utilities	82,650.75	139,422.20	-56,771.45
Total Expenses	\$785,261.54	\$1,058,734.06	\$ -273,472.52
NET OPERATING INCOME	\$ -47,786.11	\$ -295,793.05	\$248,006.94
Other Income			
5750 Grant Income	44,907.08		44,907.08
5800 Interest Income	3,190.27		3,190.27
5802 LAIF Investment Gain	3,052.07	7,200.00	-4,147.93
Total 5800 Interest Income	6,242.34	7,200.00	-957.66
6000 Tax Proceeds			
6001 Property Tax	11,487.99	10,000.00	1,487.99
6002 TOT Proceeds	0.00	260,303.00	-260,303.00
Total 6000 Tax Proceeds	11,487.99	270,303.00	-258,815.01
Total Other Income	\$62,637.41	\$277,503.00	\$ -214,865.59
Other Expenses			
6203 Penalties & Fines	58.40		58.40
6500 Depreciation	1,594,961.25		1,594,961.25
Total Other Expenses	\$1,595,019.65	\$0.00	\$1,595,019.65
NET OTHER INCOME	\$ -1,532,382.24	\$277,503.00	\$ -1,809,885.24
NET INCOME	\$ -1,580,168.35	\$ -18,290.05	\$ -1,561,878.30

Cash Flow Report - A/C#4766

Crescent City Harbor District
November 2025

Account full name	Transaction date	Transaction type	Num	Name	Debit	Credit	Balance
1003 CCHD Checking #4766							
Beginning Balance							33,011.50
1003 CCHD Checking #4766	11/03/2025	Expense	253030147551100N00	Newbook Integration		112.20	32,899.30
1003 CCHD Checking #4766	11/03/2025	Journal Entry	Add Income 251103		11,488.35		44,387.65
1003 CCHD Checking #4766	11/03/2025	Deposit			3,628.78		48,016.43
1003 CCHD Checking #4766	11/04/2025	Expense	100642	HR2Go		1,090.17	46,926.26
1003 CCHD Checking #4766	11/04/2025	Expense	100643	HR2Go		2,363.25	44,563.01
1003 CCHD Checking #4766	11/04/2025	Expense	100645	HR2Go		1,227.63	43,335.38
1003 CCHD Checking #4766	11/04/2025	Expense	100644	HR2Go		300.00	43,035.38
1003 CCHD Checking #4766	11/04/2025	Expense	100646	HR2Go		161.25	42,874.13
1003 CCHD Checking #4766	11/04/2025	Expense		HR2Go		23,728.46	19,145.67
1003 CCHD Checking #4766	11/04/2025	Deposit			16,508.57		35,654.24
1003 CCHD Checking #4766	11/05/2025	Expense	253070198498600Y00	CDTFA		79.00	35,575.24

Cash Flow Report - A/C#4766

Crescent City Harbor District
November 2025

Account full name	Transaction date	Transaction type	Num	Name	Debit	Credit	Balance
1003 CCHD Checking #4766	11/06/2025	Expense	: 253080151355470N00	Newbook Integration		134.64	35,440.60
1003 CCHD Checking #4766	11/06/2025	Deposit		Dockwa	9,009.99		44,450.59
1003 CCHD Checking #4766	11/06/2025	Deposit			3,432.66		47,883.25
1003 CCHD Checking #4766	11/07/2025	Deposit			18,889.18		66,772.43
1003 CCHD Checking #4766	11/12/2025	Bill Payment (Check)	8190	City of Crescent City		576.00	66,196.43
1003 CCHD Checking #4766	11/12/2025	Bill Payment (Check)	8204	Streamline		340.00	65,856.43
1003 CCHD Checking #4766	11/12/2025	Bill Payment (Check)	8185	Advanced Security Systems		243.00	65,613.43
1003 CCHD Checking #4766	11/12/2025	Bill Payment (Check)	8188	C Renner Petroleum INC		574.83	65,038.60
1003 CCHD Checking #4766	11/12/2025	Bill Payment (Check)	8192	Crescent Ace Hardware		230.67	64,807.93
1003 CCHD Checking #4766	11/12/2025	Bill Payment (Check)	8208	Vestis		248.73	64,559.20
1003 CCHD Checking #4766	11/12/2025	Bill Payment (Check)	8194	Englund Marine Supply		215.38	64,343.82
1003 CCHD Checking #4766	11/12/2025	Bill Payment (Check)	8195	Eureka Oxygen Co		87.60	64,256.22

Cash Flow Report - A/C#4766

Crescent City Harbor District
November 2025

Account full name	Transaction date	Transaction type	Num	Name	Debit	Credit	Balance
1003 CCHD Checking #4766	11/12/2025	Bill Payment (Check)	8196	Industrial Steel & Supply		177.96	64,078.26
1003 CCHD Checking #4766	11/12/2025	Bill Payment (Check)	8197	Infinite Consulting Services		2,035.00	62,043.26
1003 CCHD Checking #4766	11/12/2025	Bill Payment (Check)	8198	Mendes Supply Company		1,014.18	61,029.08
1003 CCHD Checking #4766	11/12/2025	Bill Payment (Check)	8207	Thermo Fluids, INC		307.00	60,722.08
1003 CCHD Checking #4766	11/12/2025	Bill Payment (Check)	8187	Allied Administrators		371.50	60,350.58
1003 CCHD Checking #4766	11/12/2025	Bill Payment (Check)	8189	Carpenters Local 751		40.00	60,310.58
1003 CCHD Checking #4766	11/12/2025	Bill Payment (Check)	8191	CLR Laundry		50.50	60,260.08
1003 CCHD Checking #4766	11/12/2025	Bill Payment (Check)	8200	Pacific Power		3,985.36	56,274.72
1003 CCHD Checking #4766	11/12/2025	Bill Payment (Check)	8203	SHN Consulting Engineers & Geologists, INC		1,801.50	54,473.22
1003 CCHD Checking #4766	11/12/2025	Bill Payment (Check)	8199	Northcoast Health Screening		45.00	54,428.22
1003 CCHD Checking #4766	11/12/2025	Bill Payment (Check)	8205	Suburban Propane		818.68	53,609.54
1003 CCHD Checking #4766	11/12/2025	Bill Payment (Check)	8186	Allegiance Premium Finance Company		12,574.66	41,034.88

Cash Flow Report - A/C#4766

Crescent City Harbor District
November 2025

Account full name	Transaction date	Transaction type	Num	Name	Debit	Credit	Balance
1003 CCHD Checking #4766	11/12/2025	Bill Payment (Check)	8201	Ring Central INC.		649.64	40,385.24
1003 CCHD Checking #4766	11/12/2025	Bill Payment (Check)	8206	TCA Architects, INC		1,398.22	38,987.02
1003 CCHD Checking #4766	11/12/2025	Bill Payment (Check)	8202	SCIF		2,139.93	36,847.09
1003 CCHD Checking #4766	11/12/2025	Bill Payment (Check)	8193	Crescent City Water Dept.		3,224.90	33,622.19
1003 CCHD Checking #4766	11/12/2025	Bill Payment (Check)	ACH	Intuit		275.00	33,347.19
1003 CCHD Checking #4766	11/12/2025	Bill Payment (Check)	ACH	LAI Trust		3,509.34	29,837.85
1003 CCHD Checking #4766	11/12/2025	Bill Payment (Check)	ACH	US Bank Credit Card		2,123.49	27,714.36
1003 CCHD Checking #4766	11/12/2025	Bill Payment (Check)	ACH	VSP		190.61	27,523.75
1003 CCHD Checking #4766	11/12/2025	Bill Payment (Check)	ACH	CalPERS		2,664.48	24,859.27
1003 CCHD Checking #4766	11/12/2025	Bill Payment (Check)	ACH	CalPERS		2,520.49	22,338.78
1003 CCHD Checking #4766	11/12/2025	Bill Payment (Check)	ACH	CalPERS Medical		13,238.85	9,099.93
1003 CCHD Checking #4766	11/12/2025	Deposit			4,733.47		13,833.40

Cash Flow Report - A/C#4766

Crescent City Harbor District
November 2025

Account full name	Transaction date	Transaction type	Num	Name	Debit	Credit	Balance
1003 CCHD Checking #4766	11/12/2025	Transfer			23,000.00		36,833.40
1003 CCHD Checking #4766	11/13/2025	Deposit		Dockwa	6,725.08		43,558.48
1003 CCHD Checking #4766	11/13/2025	Deposit		Newbook Integration	755.36		44,313.84
1003 CCHD Checking #4766	11/17/2025	Deposit			9,764.31		54,078.15
1003 CCHD Checking #4766	11/17/2025	Check	SVCCHRG			27.95	54,050.20
1003 CCHD Checking #4766	11/18/2025	Deposit			9,715.25		63,765.45
1003 CCHD Checking #4766	11/18/2025	Deposit		Newbook Integration	313.81		64,079.26
1003 CCHD Checking #4766	11/18/2025	Deposit		Newbook Integration	167.80		64,247.06
1003 CCHD Checking #4766	11/18/2025	Deposit		Newbook Integration	111.14		64,358.20
1003 CCHD Checking #4766	11/19/2025	Deposit		Dockwa	7,480.56		71,838.76
1003 CCHD Checking #4766	11/19/2025	Expense		HR2Go		20,165.56	51,673.20
1003 CCHD Checking #4766	11/19/2025	Expense	100647	HR2Go		904.50	50,768.70

Cash Flow Report - A/C#4766

Crescent City Harbor District
November 2025

Account full name	Transaction date	Transaction type	Num	Name	Debit	Credit	Balance
1003 CCHD Checking #4766	11/19/2025	Expense	100648	HR2Go		2,052.92	48,715.78
1003 CCHD Checking #4766	11/19/2025	Expense	100650	HR2Go		991.34	47,724.44
1003 CCHD Checking #4766	11/19/2025	Expense	100649	HR2Go		300.00	47,424.44
1003 CCHD Checking #4766	11/19/2025	Expense	100651	HR2Go		161.25	47,263.19
1003 CCHD Checking #4766	11/19/2025	Deposit			3,142.90		50,406.09
1003 CCHD Checking #4766	11/24/2025	Deposit		Newbook Integration	130.95		50,537.04
1003 CCHD Checking #4766	11/24/2025	Deposit		Nor-Cal Seafood Hoist #6 - KEVIN LEE	258.93		50,795.97
1003 CCHD Checking #4766	11/26/2025	Bill Payment (Check)	8211	CREDE Construction Advisory, LLC		7,000.00	43,795.97
1003 CCHD Checking #4766	11/26/2025	Bill Payment (Check)	8209	C Renner Petroleum INC		825.46	42,970.51
1003 CCHD Checking #4766	11/26/2025	Bill Payment (Check)	8212	Crescent Electric		224.08	42,746.43
1003 CCHD Checking #4766	11/26/2025	Bill Payment (Check)	8210	Community System Solutions		3,500.00	39,246.43
1003 CCHD Checking #4766	11/26/2025	Bill Payment (Check)	8215	Industrial Steel & Supply		383.64	38,862.79

Cash Flow Report - A/C#4766

Crescent City Harbor District

November 2025

Account full name	Transaction date	Transaction type	Num	Name	Debit	Credit	Balance
1003 CCHD Checking #4766	11/26/2025	Bill Payment (Check)	8216	Mendes Supply Company		221.65	38,641.14
1003 CCHD Checking #4766	11/26/2025	Bill Payment (Check)	8222	Thermo Fluids, INC		127.00	38,514.14
1003 CCHD Checking #4766	11/26/2025	Bill Payment (Check)	8217	Pacific Power		487.34	38,026.80
1003 CCHD Checking #4766	11/26/2025	Bill Payment (Check)	8220	Suburban Propane		615.89	37,410.91
1003 CCHD Checking #4766	11/26/2025	Bill Payment (Check)	8219	Spectrum Business		221.25	37,189.66
1003 CCHD Checking #4766	11/26/2025	Bill Payment (Check)	8221	The Mitchell Law Firm, LLP		4,975.00	32,214.66
1003 CCHD Checking #4766	11/26/2025	Bill Payment (Check)	8218	Recology Del Norte		7,500.30	24,714.36
1003 CCHD Checking #4766	11/26/2025	Bill Payment (Check)	8214	Home Depot Credit Card Services		539.38	24,174.98
1003 CCHD Checking #4766	11/26/2025	Bill Payment (Check)	ACH	Spectrum Business		230.00	23,944.98
1003 CCHD Checking #4766	11/26/2025	Bill Payment (Check)	ACH	CalPERS		6,789.17	17,155.81
1003 CCHD Checking #4766	11/26/2025	Bill Payment (Check)	ACH	Kelley Connect Xerox		511.30	16,644.51
1003 CCHD Checking #4766	11/26/2025	Bill Payment (Check)	ACH	CalPERS		357.00	16,287.51

Cash Flow Report - A/C#4766

Crescent City Harbor District

November 2025

Account full name	Transaction date	Transaction type	Num	Name	Debit	Credit	Balance
1003 CCHD Checking #4766	11/26/2025	Bill Payment (Check)	ACH	CalPERS		2,621.95	13,665.56
1003 CCHD Checking #4766	11/26/2025	Bill Payment (Check)	8213	Del Norte Chamber of Commerce		143.50	13,522.06
1003 CCHD Checking #4766	11/26/2025	Deposit		CLR Laundry	190.00		13,712.06
1003 CCHD Checking #4766	11/26/2025	Deposit		Newbook Integration	66.57		13,778.63
1003 CCHD Checking #4766	11/27/2025	Deposit		Dockwa	12,184.79		25,963.42
Total for 1003 CCHD Checking #4766					\$141,698.45	\$148,746.53	
TOTAL					\$141,698.45	\$148,746.53	

Crescent City Harbor District
 AR Write Off Summary
 7/01/25-11/13/25 R

<u>Customer</u>	<u>WO</u>	<u>Allow</u>	<u>Total</u>	<u>Notes</u>
Andrew Griffin II	76.80		76.80	Revoked/ CG vessel need ownership
BAYSIDE RESIDENT-Candy Bledsaw & Harold Sis	500.00		500.00	Likely WO customer moving
BCF Investments -Maggie	1,050.00		1,050.00	Sold Vessel
Brian Barron	73.65		73.65	Transient vessel
Caito Fisheries Hoist #1 & #9 -JOHN		15,000.00	15,000.00	customer month to month lease, possibly higher than owed
Carmen Albitre	990.00		990.00	Revocation Needed after final notice
DUSTIN WELLS	985.80		985.80	Revocation Needed after final notice
Fishermen's Catch Inc. -Peter Nguyen	3,431.20		3,431.20	Lease termination
Gregory Tomiak	810.00		810.00	Abandon vessel
Josh Lewis (Down Under)		720.00	720.00	customer on payment plan, has failed to pay, needs revoked
Josh Lewis (Sea Lion)		805.20	805.20	customer on payment plan, has failed to pay, needs revoked
Kolby Zurbrugg	8.00		8.00	Trailer Storage, 1 day customer not a regular
Mckenzie Amos (LADY ALICE)	230.00		230.00	Vessel Sold, removed from harbor
Mckenzie Amos (ST GINO)		1,986.75	1,986.75	unpaid claims he doesn't owe
Smith Brothers Fishing LLC (P)	2,015.00		2,015.00	Payment plan, Failed to pay
Steven Sills	840.00		840.00	Says he has insurance/ not provided
Tien Bui	71.70		71.70	Transient vessel
Tim Johnson	30.00		30.00	Remove late fee
Timothy D. Potter	28.05		28.05	Removed vessel, last elec invoice
Wonderstump Ll.c.		286.00	286.00	Says his lease is incorrect and he owes less/ says he talked to harbormaster
Total	11,140.20	18,797.95	29,938.15	

Crescent City Harbor District
Abandoned Vessels
6/30/2025

Customer	Vessel	Liened
Aaron Yoshikawa	Ann R	No, CG Reg
Andrew Griffin	Flo	No, CG Reg
Brian Belcher	Four Winds	Yes, DMV Lien
Danny Hunnicutt	Alta	Yes, DMV Lien
Gregory Tomiak	Capo	No, CG Reg
Johnny & Faye Bright	Cpt. Tuna	Yes, DMV Lien
Kenneth Smart	No Parlay	No, CG Reg
Phillip Parson	Pleiades	Yes, DMV Lien
Jeff Haines	Latis	Yes, DMV Lien
Joshua Furlong	Obsession	No, CG Reg
Charles Mckinney	Mistrol	No, CG Reg

Interest Award Schedule

Recipient : Fashion Blacksmith Inc
 Payor : CCHD

Arbitration Award Date 04/21/23

Last Revised : 01/19/25

Date	Payment Number	Date Paid	Payment Amount	# of Days Since Last Payment	Interest Rate (360 day yr)	Principal Amounts	Interest Payment	Principal Payment	Principal Balance	Annual Interest Paid	Annual Principal Paid
04/21/23	Award					1,386,325.54			1,386,325.54		
05/01/23			0.00	9	7.00%		2,426.07	(2,426.07)	1,388,751.61		
06/01/23			0.00	31	7.00%		8,371.09	(8,371.09)	1,397,122.70		
06/06/23			0.00	5	7.00%		1,358.31	(1,358.31)	1,398,481.01		
06/06/23	Damages, Costs		0.00			553,852.03	0.00	0.00	1,952,333.04		
07/01/23			0.00	25	7.00%		9,490.51	(9,490.51)	1,961,823.55		
08/01/23			0.00	31	7.00%		11,825.44	(11,825.44)	1,973,648.98		
09/01/23			0.00	31	7.00%		11,896.72	(11,896.72)	1,985,545.70		
10/01/23			0.00	30	7.00%		11,582.35	(11,582.35)	1,997,128.05		
11/01/23	1 - Ins Pymt	11/20/23	625,000.00	20	7.00%		7,766.61	617,233.39	1,379,894.66		
12/13/23			0.00	13	7.00%		3,488.07	(3,488.07)	1,383,382.73		Annual Principal Payment Amt 138,338.27
12/31/23			0.00	18	4.72%		3,264.78	(3,264.78)	1,386,647.51		
03/31/24			0.00	90	4.81%		16,674.44	(16,674.44)	1,403,321.95		Interest Rate = Daily Treasury Bill Rate 52 wk coupon equivalent
04/01/24			158,277.49	0	4.81%		0.00	158,277.49	1,245,044.46		
12/31/24			183,253.25	270	4.81%		44,914.98	138,338.27	1,106,706.19		
12/31/25			184,487.92	360	4.17%		46,149.65	138,338.27	968,367.92		Rate at 1/1/24 is applied to 1/1/25 pymt need to know rate to budget for next pymt as discussed at court per TL 1/20/25
12/31/26			138,338.27	360			0.00	138,338.27	830,029.65		
12/31/27			138,338.27	360			0.00	138,338.27	691,691.38		
12/31/28			138,338.27	360			0.00	138,338.27	553,353.11		
12/31/29			138,338.27	360			0.00	138,338.27	415,014.84		
12/31/30			138,338.27	360			0.00	138,338.27	276,676.57		
12/31/31			138,338.27	360			0.00	138,338.27	138,338.30		
12/31/32			138,338.27	360			0.00	138,338.27	0.03		



- 8. Discussion and consideration of next steps for the Harbor Facilities Plan, including the possible appointment of an ad hoc committee, and provide direction to staff as appropriate.**

Public Comment?

9. MEETING ADJOURNMENT

*Adjournment of the Board of Harbor Commissioners will be until the next meeting scheduled for **Wednesday, January 14, 2026**, at 2 p.m. The Crescent City Harbor District complies with the Americans with Disabilities Act. Upon request, this agenda will be made available in appropriate alternative formats to person with disabilities, as required by Section 12132 of the Americans with Disabilities Act of 1990 (42 U.S.C. §12132). Any person with a disability who requires modification in order to participate in a meeting should direct such request to (707) 464-6174 at least 48 hours before the meeting, if possible.*

