

Board of Harbor Commissioners
Crescent City Harbor District

7 March 2023

Regular Harbor Commission Meeting



Regular Meeting

Board of Harbor Commissioners of the Crescent City Harbor District

Wes White, President Harry Adams, Secretary
Rick Shepherd, Commissioner; Brian Stone, Commissioner; Gerhard Weber, Commissioner

AGENDA

Date: Tuesday, March 7, 2023

Time: Open Session 2:00 p.m.

Place: 101 Citizens Dock, Crescent City, CA, and via Zoom Webinar,

VIRTUAL MEETING OPTIONS

TO WATCH (via online)

<https://us02web.zoom.us/j/6127377734>

TO LISTEN (via telephone)

Dial (669) 900-6833, please enter 612 737 7734# (meeting ID)
or, one tap mobile: +16699006833,,6127377734#

Call to Order

Roll Call

Pledge of Allegiance

Public Comment

This portion of the Agenda allows the public to comment to the Board on any issue not itemized on this Agenda, however, the Board may not take action or engage in discussion on any item that does not appear on the Agenda. Periods when public comments are allowed, Harbor Commissioners will allow attendees to submit questions and/or comments using the Zoom in-meeting chat function. The Harbor Commission asks that members of the public keep questions and comments succinct and relevant.

Regular Session

1. Financial Reports

- a. Summary Financial Review, Comptroller's Report**

2. New Business

- a. Review and Vote to Approve Geotechnical Engineering Services Estimate for Engineering Services Required for Beneficial Use Permitting**
- b. Review and Vote to Approve 2023 Farmers Market Proposal from RHS**

3. Unfinished Business

- a. REC Transition Update**
- b. Sub Bottom Survey**

4. Communications and Reports

- a. CEO/Harbormaster Report**
- b. Staff Report on Northwest Offshore Wind Conference**
- c. Ad Hoc Committee Reports**
- d. Harbor Commissioner Reports**

5. MEETING ADJOURNMENT

Adjournment of the Board of Harbor Commissioners will be until the next meeting scheduled for Tuesday, March 21, 2023, at 2 p.m. PST. The Crescent City Harbor District complies with the Americans with Disabilities Act. Upon request, this agenda will be made available in appropriate alternative formats to person with disabilities, as required by Section 12132 of the Americans with Disabilities Act of 1990 (42 U.S.C. §12132). Any person with a disability who requires modification in order to participate in a meeting should direct such request to (707) 464-6174 at least 48 hours before the meeting, if possible.




1. Financial Reports

a. Summary Financial Review, Comptroller's Report

Public Comment?

CRESCENT CITY HARBOR DISTRICT
 FINANCIAL OVERVIEW WORKSHEET AS OF 03-03-2023

	AMOUNT
CCHD OPERATING ACCOUNT	\$ 153,368
CCHD SAVINGS ACCOUNT	\$ 5,021
RV - REDWWOD	\$ 8,015
RV - BAYSIDE	\$ 19,513
RESERVE LAIF	\$ 887,873
LESS VENDOR PAYMENTS - UNCLEARED CHECKS	\$ (70,456)
TOTAL CASH ON-HAND	\$ 1,003,334
AR CURRENT	\$ 107,312
TAX PROCEEDS RECEIVABLES	\$ 325,000
TOTAL CURRENT ASSETS	\$ 1,110,646
SCHEDULED PAYROLL, ESTIMATED	\$ (30,000)
ACCOUNTS PAYABLE & SCHEDULED PAYMENTS	\$ (22,744)
TOTAL SHORT-TERM LIABILITIES	\$ (52,744)
TOTAL ADJUSTED LIQUIDITY	\$ 1,057,902
RESERVE: USDA LOAN	\$ (276,000)
RESERVE: SCHEDULED IMPROVEMENTS	\$ (30,000)
RESERVE: MATCH FUNDS SLC GRANT	\$ (321,000)
RESERVE: FASHION BLACKSMITH	\$ (50,000)
TOTAL: RESERVE PROJECT FUNDS	\$ (677,000)
COASTAL CONSERVANCY - CITIZENS DOCK	\$ 1,000,000
COASTAL CONSERVANCY - SOUTH BEACH BATHROOM	\$ 450,000
CERF PARTNER GRANT	\$ 7,500,000
PENDING GRANTS: APRIL AWARDS	\$ 8,950,000
AWARDED SEAWALL GRANT	\$ 7,200,000
SEAWALL MATCH REQUIREMENT	\$ (1,841,641)
TOTAL SEA WALL NET	\$ 5,358,359



2. New Business

- a. Review and Vote to Approve Geotechnical Engineering Services Estimate for Engineering Services Required for Beneficial Use Permitting**

Public Comment?

March 2, 2023

Crescent City Harbor District
101 Citizens Dock Road
Crescent City, California 95531

Attention: Tim Petrick

Subject: Proposal
Dredge Spoils Management – Geotechnical Engineering Services
Crescent City, California
File No. 25422-001-00

INTRODUCTION

GeoEngineers is pleased to present this proposal to provide continued dredge spoils management services for the Crescent City Harbor District. Our proposed scope of services is based on recent data evaluation and input from the North Coast Regional Water Control Board (Water Board).

PROJECT UNDERSTANDING

We understand that an estimated 90,000 cubic yards of sediment dredged from the Crescent City Harbor have been placed in an upland dredged material disposal site owned and operated by the Crescent City Harbor District. Sediment analytical data collected from the upland dredge site in 2011, after dredging, indicated that some sediment contains substances at concentrations that were considered potentially harmful to human and/or ecological receptors. In 2013, the Water Board informed the Crescent City Harbor District that the dredge spoils constituted a solid waste. However, removal and disposal of the dredge spoils at a licensed disposal facility was not feasible due to the projected transportation and disposal costs. Use of the upland dredged material disposal site is needed and now there is an option to remove dredge spoils and re-use elsewhere.

The Water Board has since developed an alternative approach that includes applying for a conditional waiver to allow beneficial reuse of the material and has indicated this option could now be used. The dredge spoils could be moved from the current storage area to another location or locations if the soil that is moved provides a “beneficial use” at the new location(s). Numerous beneficial uses have been identified at the facility including use of the material as fill to raise a target area elevation above a flood level or to address projected future sea level rise.



The Water Board required an evaluation of existing sediment chemistry against regional background concentrations health criteria to ensure protection of groundwater to determine if a conditional waiver is possible. An evaluation was completed with a report and a follow-up email submitted to the Water Board in November 2022.

SCOPE OF SERVICES

Geotechnical Engineering Services

The purpose is to perform engineering evaluation of the dredge material to determine suitability for compaction and determine amendments needed to ensure compaction.

- Obtain up to a total of 9 dredge spoils samples (3 samples in sand-dominant soil type, 3 samples in silt-dominant soil type and 3 samples in clay-dominant soil type) across the stockpiled area by handheld shoveling in support of the cement/lime laboratory testing program. Based on our understanding, GeoEngineers will provide field staff to obtain the soil samples from the site and send these samples to our Redmond Lab for testing. We assume 2 days on site plus travel time.
- Complete laboratory testing including moisture content and compaction test for each of three types of the untreated soils (sand-dominant, silt-dominant and clay-dominant soil types).
- Prepare cement/lime soil samples and complete a laboratory testing program for three types of soil-cement/lime mixes: silt-cement/lime and silt-sand-cement/lime with 3, 5 and 8 percent of cement/lime. The soil-cement/lime columns are tested for 7-, 14-, 21- and 28-days unconfined compression strength.
- Prepare up to three soil samples compacted to 95 percent of maximum dry density and perform consolidated undrained triaxial tests.
- Prepare a technical memorandum that summarizes lab testing results.
- Participate in conference calls and provide project management. Provide consultation to the project design and construction team to assist in the concept design, constructability assessment and estimate of construction budget for the proposed development.

TERMS, FEE ESTIMATE AND SCHEDULE

Estimated costs for the above scope are \$39,410 and are summarized below.

TASK	SUMMARY	ESTIMATED COST
Task:	Geotechnical Engineering Services	
	Sample collection, technical memorandum summarizing results, consultation to design/construction team, conference calls, and PM	\$19,250
	Laboratory testing	\$20,160
	TOTAL:	\$39,410

We are prepared to begin work immediately after receiving your authorization to proceed. Our services will be completed in accordance with the terms described in the Agreement for Professional Services Between the Crescent City Harbor District and GeoEngineers, Inc., dated November 3, 2021 (Agreement for Professional Services) and the attached *Schedule of Charges - 2023*.

While we will endeavor to stay within this estimated fee, there are uncertainties about the project and site that make it difficult to estimate the level of effort with a reasonable degree of certainty. As such, unless otherwise agreed to in writing, we will invoice for the time charged and expenses incurred in completing our scope of services. Please be assured, however, that we will keep you apprised of project status and conditions that may significantly affect our scope and estimate. The estimated fee for our services will be determined using the rates contained in the Agreement for Professional Services.

There are no intended third-party beneficiaries arising from the services described in this proposal and no party other than the party executing this proposal shall have the right to legally rely on the product of our services without prior written permission of GeoEngineers.

This proposal is valid for a period of 60 days commencing from the first date listed above and subject to renegotiation by GeoEngineers, Inc., after the expiration date.



Client’s authorization to initiate services shall be considered by both parties as formal acceptance of the scope of services and all the terms and conditions of this Agreement unless otherwise agreed to in writing by Client and GeoEngineers.

Sincerely,
GeoEngineers, Inc.



Joe Aldridge, PG
Principal

JAA:alb

Attachments:
Schedule of Charges - Portland 2023

One copy submitted electronically.



The parties hereto have made, executed and agreed to this Agreement as of the day and year first above written. By signature below, Client accepts the scope of services and all terms described herein. In addition, Client’s signature shall constitute as authorization to proceed on the date listed below Client’s printed/typed name unless such authorization has been separately provided verbally or in writing.

Crescent City Harbor District
ORGANIZATION
DATE

* SIGNATURE
TYPED OR PRINTED NAME
*Individual with contracting authority.

Proprietary Notice: The contents of this document are proprietary to GeoEngineers, Inc. and are intended solely for use by our clients and their design teams to evaluate GeoEngineers' capabilities and understanding of project requirements as they relate to performing the services proposed for a specific project. Copies of this document or its contents may not be disclosed to any other parties without the written consent of GeoEngineers.

Disclaimer: Any electronic form, facsimile or hard copy of the original document (email, text, table, and/or figure), if provided, and any attachments are only a copy of the original document. The original document is stored by GeoEngineers, Inc. and will serve as the official document of record.

Copyright© 2023 by GeoEngineers, Inc. All rights reserved.



Schedule of Charges – 2023

COMPENSATION

Our compensation will be determined on the basis of time and expenses in accordance with the following schedule unless a lump sum amount is so indicated in the proposal or services agreement. Current rates are:

Professional Staff

Staff 1 Scientist	\$	125/hour
Staff 1 Engineer	\$	133/hour
Staff 2 Scientist	\$	141/hour
Staff 2 Engineer	\$	148/hour
Staff 3 Scientist	\$	157/hour
Staff 3 Engineer	\$	165/hour
Scientist 1	\$	186/hour
Engineer 1	\$	192/hour
Scientist 2	\$	192/hour
Engineer 2	\$	197/hour
Senior Scientist 1	\$	204/hour
Senior Engineer 1	\$	209/hour
Senior Scientist 2	\$	224/hour
Senior Engineer 2	\$	228/hour
Associate	\$	250/hour
Principal	\$	270/hour
Senior Principal	\$	280/hour

Technical Support Staff

Administrator 1	\$	85/hour
Administrator 2	\$	95/hour
Administrator 3	\$	106/hour
CAD Technician	\$	110/hour
CAD Designer	\$	127/hour
Senior CAD Designer	\$	150/hour
Senior GIS Analyst	\$	173/hour
*Technician	\$	104/hour
*Senior Technician	\$	110/hour
*Lead Technician	\$	116/hour

*Hours in excess of 8 hours in a day or 40 hours in a week will be charged at one and one-half times the hourly rates listed above.

Contracted professional and technical services will be charged at the applicable hourly rates listed above. Staff time spent in depositions, trial preparation and court or hearing testimony will be billed at one and one-half times the above rates. Time spent in either local or inter-city travel, when travel is in the interest of this contract, will be charged in accordance with the foregoing schedule.

A surcharge may be applied to night and weekend work. See proposal for details.

Rates for data storage and web-based access will be provided on a project-specific basis.

Equipment

Air Quality Equipment, per day	\$	200.00
Air Sparging Field Test, per day	\$	500.00
Asbestos Sample Kit, per day	\$	35.00
Blastmate, per day/per week	\$	100.00/400.00
Crack Gauges, per gauge	\$	35.00
D&M Sampler, per day (1 day min.)	\$	100.00
Dive Boat (plus fuel), per day	\$	800.00
Electrical Tape, per day	\$	30.00
Environmental Exploration Equipment, per day	\$	200.00
Field Data Acquisition Equipment, per day	\$	50.00
Flow Meter, per day	\$	50.00
Gas Detection and Oxygen Meters, per day (1 day min.)	\$	100.00
Generator, per day (1 day min.)	\$	100.00
Geotechnical Exploration Equipment, per day	\$	175.00
Groundwater Development and Sampling Pump, per day (1 day min.)	\$	200.00
Groundwater Monitoring Equipment, per day	\$	325.00
Hydrolab Multi Probe, per day	\$	125.00
Inclinometer, per day (1 day min.)	\$	200.00
Interface Probe, per day	\$	50.00
Nuclear Density Gauge, \$80/day, or \$40/half-day	\$	80.00/40.00
Peristaltic Pump, per day	\$	50.00
pH Meter, per day	\$	20.00
PID, FID or OVA, per day	\$	125.00
Saximeter, per day	\$	30.00
Scuba Diving, per day/per diver	\$	300.00
Single Channel Data Logger w/Transducer, per day	\$	100.00
Strain Gauge Readout, per day	\$	45.00
Tedlar Bags & Air Sampling Equipment, per sample	\$	20.00
Turbidity Testing Equipment, per day	\$	50.00
Vapor Extraction Field Test, per day	\$	500.00
Vehicle usage, per mile, or \$50/half-day, whichever is greater	\$	0.70
Water Quality Equipment, per day	\$	150.00

Specialized and miscellaneous field equipment, at current rates, list available upon request.

OTHER SERVICES, SUPPLIES AND SPECIAL TAXES

Charges for services, equipment, supplies and facilities not furnished in accordance with the above schedule, and any unusual items of expense not customarily incurred in our normal operations, are charged at cost plus 15 percent. This includes shipping charges, subsistence, transportation, printing and reproduction, miscellaneous supplies and rentals, surveying services, drilling equipment, construction equipment, watercraft, aircraft, and special insurance which may be required. Taxes required by local jurisdictions for projects in specific geographic areas will be charged to projects at direct cost.

Per diem may be charged in lieu of subsistence and lodging.

Routinely used field supplies stocked in-house by GeoEngineers, at current rates, list available upon request.

In-house testing for geotechnical soil characteristics at current rates, list available upon request.

Associated Project Costs (APC)

Associated Project Costs (APC) equal to six percent (6%) of professional fees will be assessed. This fee offsets GeoEngineers' costs for software subscriptions/licenses, network data storage and connectivity, and information security that are not included in our hourly rates or direct expenses.

All rates are subject to change upon notification.



2. New Business

b. Review and Vote to Approve 2023 Farmers Market Proposal from RHS

Public Comment?

RURAL HUMAN SERVICES

286 M Street
Crescent City, CA 95531
Ph: (707) 464-7441
Fax: (707) 464-9496
www.ruralhumanservices.org

Date: 3/3/2023
To: Harbormaster / Chief Executive Officer
From: R.H.S. Food Bank / Farmers Market
Subject: 2023 Farmers Market

Hello All,

Rural Human Services would like to propose another year of being hosted by the Harbor.

The Farmers Market is in debate whether to stay as a certified market or to hold a regular market. If a regular market is voted on by our board, we will hold the same standards as our certified one. The only differences will be is that we will not be offering the snap benefits to the community. With not being certified we can allow Oregon produce to sell their products in the market, but they will have to comply with the California Agricultural Department for bringing in their products. The out of state farmer will have to produce such a license and always keep it on hand at all the markets. We will ask for a copy of the certification and keep it on file with their application. We will keep you updated on our end if we certify or not.

Proposal: 22-week season Saturday's only June 3 to October 28

- Keep the market price as last year. \$2750. with the same cleaning of the restrooms on our end.
- Power at the pole \$10. Per vendor use per day going to the harbor.
- RHS will send an email for the amounts to be paid at the end of the month for an official invoice from the harbor. RHS will pay no later than the 10th of the following month.
- We would like to have space #'s 20 -70 vacant and able to use if possible. Last year we had a space with crab pots which made it difficult for vendors to be seen and to set up past that spot.
- RHS will stay until the last vendor had left the property to make sure all area is free and clear of any debris that vendors may have left behind.
- Some vendors need to arrive at 6am to set up, this us usually food, so hours to occupy the property is 6am – 4pm for the start of market 9:00am through 1:30pm when it ends, then no later than 4pm for vendor and RHS clean up and exit property.

Please let us know if you have any questions or concerns.

Angel Hanson (RHS Food Bank/ Farmers Market Director)



3. Unfinished Business

a. REC Transition Update

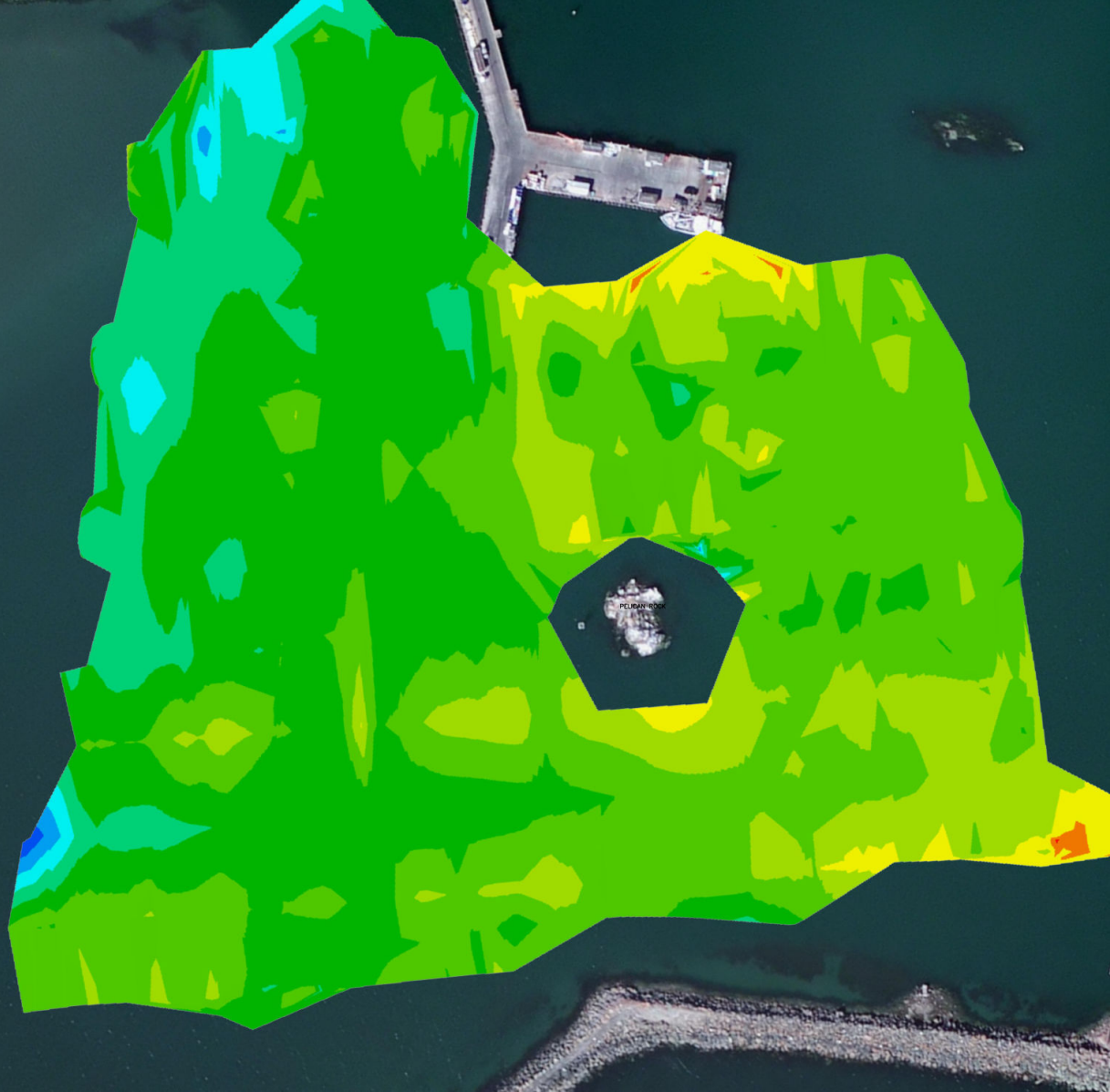
Public Comment?




3. Unfinished Business

b. Sub Bottom Survey

Public Comment?



SEDIMENT THICKNESS
TO BEDROCK (FT.)



CRESCENT CITY HARBOR
CRESCENT CITY, CA
SUB-BOTTOM PROFILE
SURVEY
FEBRUARY 8, 2023
SEDIMENT THICKNESS

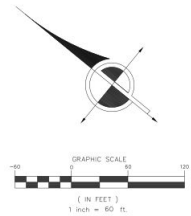
COUNTY OF DEL NORTE
CALIFORNIA

NO	BY	DATE	DESCRIPTION

DATE OF PREPARATION		
BY	DATE	
JK	2/7/2023	
TAH	2/14/2023	

DESIGNED	DATE	

GEODETIC INFORMATION
 DATUM: NAD 83 (2011)
 CA STATE PLANE ZONE 1
 VERTICAL DATUM: FT. MLLW





4. Communications and Reports

a. CEO/Harbormaster Report

The winter weather continues. Please make sure to check your boats, ensure the bilge pumps are working and mooring lines are in good condition and tight. Check the ends of your shore power cords and let the office know asap if you have a burnt end or damaged plug.

Herring are in. There are small boats and fishermen spread out all over the place. Watch yourself when leaving the dock and transiting through the channel as not all of them are under power.

Do not put waxed bait boxes in the garbage cans or dumpsters. Please return them to your supplier for disposal.

Vessel owners or crew found to have vandalized the locks, gates, or doors to the docks or bathrooms will have their berthing permit revoked and will be trespassed from District property. Illegally parked vehicles will be towed at owner's expense. Please pay attention to 15 min loading zones and red no parking zones.

Harbor Staff has been working hard to update and negotiate leases around the harbor. We look forward to continuing our relationships with our current tenants and welcoming new restaurants and businesses to the harbor area.



4. Communications and Reports

b. Staff Report on Northwest Offshore Wind Conference

INTRODUCTION:

CCHD participated in a two-day conference organized by the nonprofit group Pacific Ocean Energy Trust, which was held in Portland, OR, from February 28th to March 1st. The conference brought together wind energy developers, fishing industry trade groups, independent fisherman, marine scientists, engineers, government regulators, and independent consultants in the wind energy sector. The focus was on potential wind energy development off the coast of California, Oregon, and Washington.

Conference presenters discussed regulatory concerns, supply chain issues, fisheries concerns and solutions, potential adverse impacts to wildlife and the environment, the BOEM lease process, electric grid capacity planning and transmission, technology advancements, and many related matters. Networking sessions were arranged to allow for individualized discussions with subject matter experts. CCHD was particularly interested in learning more about how benefits might accrue to the fishing fleet and other local stakeholders, and whether adverse impacts might harm the fishing fleet, marine wildlife, or the wider community.



4. Communications and Reports

b. Staff Report on Northwest Offshore Wind Conference (continued)

BENEFITS:

CCHD learned more about how wind development could benefit the Harbor in the following ways:

1. Revenue Generation: The Harbor could potentially earn lease payments from wind developers and a share of profits from power generation and distribution. In discussions with regulators and developers, CCHD advocated for long-term revenue opportunities as opposed to lump-sum payments.

2. Infrastructure Upgrades: The Harbor could receive major investments from private wind developers, and become eligible for major state and federal grants specifically designated for infrastructure improvements. The wider community outside the Harbor could benefit from improved roads and electrical transmission lines.

3. Economic Development: Wind power operations and maintenance activities will create local job opportunities and stimulate local businesses.

4. Diversification of Revenue Streams: A diversified mix of revenue streams is particularly important in the current volatile economic environment. This will help keep fees assessed to fisherman and Harbor patrons low.

5. Energy Grid Resiliency and Environmental Sustainability: Wind power could result in less local power outages by providing a redundant power source with improved transmission capabilities, better voltage regulation, and less pollution.



4. Communications and Reports


b. Staff Report on Northwest Offshore Wind Conference (continued)

CONCERNS:

Offshore wind energy development does have the potential to adversely impact commercial fishing, but the extent of this impact is still largely unknown and will depend on the specific details of each project. Offshore wind developers have pledged to minimize these impacts and work collaboratively with the fishing industry to address their concerns.

Some potential impacts of offshore wind energy development on commercial fishing include:

- 1. Displacement of fishing areas:** Offshore wind projects require a significant amount of space, which may overlap with areas traditionally used for commercial fishing. This could potentially displace commercial fishermen and reduce their ability to access important fishing grounds.
- 2. Navigation and safety issues:** Commercial fishermen rely on safe navigation in and out of fishing areas, and offshore wind turbines could potentially create navigational hazards or safety concerns for fishing vessels.
- 3. Environmental impacts:** Offshore wind turbines and the associated infrastructure can potentially impact marine ecosystems, which may in turn impact fish populations and commercial fishing activities.



4. Communications and Reports

b. Staff Report on Northwest Offshore Wind Conference (continued)

SUMMARY:

Due to the enormous potential economic benefits, offshore wind power development is widely viewed by both proponents and critics as inevitable. The wind resource that exists along coastal Del Norte County has higher average wind speeds than virtually any area in North America, and it rivals premier sites around the world.

During the conference, an industry representative described how most wind developers skipped the recent Humboldt wind auction because they viewed a Del Norte auction as having greater economic potential. Overall, the Pacific wind energy potential has been compared to the discovery of oil in the Middle East or the Permian Basin of Texas. This analogy underscores both the anticipated financial benefits, along with environmental risks, and potential adverse impacts to displaced or disrupted stakeholders, such as fisherman.

In order to protect the interests of the fishing fleet, marine wildlife, and the local community, CCHD staff plan to continue actively monitoring offshore wind developments. This will allow CCHD to take any protective action needed, while also maintaining a ready posture to take advantage of any economic opportunities that have the support of the fishing fleet and local community. The goal is a more financially resilient and sustainable Harbor.




4. Communications and Reports

b. Staff Report on Northwest Offshore Wind Conference (continued)

SAMPLE OF GROUPS IN ATTENDANCE AND SELECTED PAPERS PRESENTED:

- **California Energy Commission:** Presented a study on potential economic benefits to California ports from offshore wind power development. <https://efiling.energy.ca.gov/GetDocument.aspx?tn=248124>
- **California Public Utilities Commission – Renewable Portfolio Standard:** <https://www.cpuc.ca.gov/rps/>
- **National Offshore Wind Research & Development Consortium:** An industry trade group <https://nationaloffshorewind.org/>
- **National Renewable Energy Lab (U.S. Dept. of Energy):** Presented a study on the U.S. supply chain to support offshore wind energy goals. <https://www.nrel.gov/wind/offshore-supply-chain-road-map.html>
- **NOAA Fisheries (Nat. Oceanic & Atmospheric Admin.) – Offshore Wind Program:** <https://www.fisheries.noaa.gov/topic/offshore-wind-energy>
- **Northwest Indian Fisheries Commission:** <https://nwifc.org/>
- **Oregon Dept. of Energy:** Presented “Floating Offshore Wind: Benefits & Challenges” (prepared for Oregon, but applicable to California) <https://www.oregon.gov/energy/Data-and-Reports/Documents/2022-Floating-Offshore-Wind-Report.pdf>
- **Pacific Fishery Management Council:** <https://www.pcouncil.org/>
- **Pacific Northwest National Laboratory – Offshore Wind Program (U.S. Dept. of Energy):** <https://www.pnnl.gov/offshore-wind>
- **Pacific Ocean Energy Trust:** <https://pacificoceanenergy.org/wp-content/uploads/2022/05/Upwelling-Report.pdf>
- **RODA (Responsible Offshore Development Alliance):** Coalition of fishing industry associations and fishing companies committed to improving the compatibility of offshore wind development with the fishing industry. <https://rodafisheries.org/>
- **U.S. Department of the Interior – Bureau of Ocean Energy Management:** <https://www.boem.gov/>



4. Communications and Reports

c. Harbor Commissioner Reports

(1) Commissioner Gerhard Weber

(2) Commissioner Rick Shepherd

(3) Commissioner Brian Stone

(4) Secretary Harry Adams

(5) President Wes White

Public Comment?

5. MEETING ADJOURNMENT

Adjournment of the Board of Harbor Commissioners will be until the next meeting scheduled for Tuesday, March 21, 2023, at 2 p.m. PDT. The Crescent City Harbor District complies with the Americans with Disabilities Act. Upon request, this agenda will be made available in appropriate alternative formats to persons with disabilities, as required by Section 12132 of the Americans with Disabilities Act of 1990 (42 U.S.C. § 12132). Any person with a disability who requires modification in order to participate in a meeting should direct such request to (707) 464-6174 at least 48 hours before the meeting, if possible.

